



2022 Summit Health Core (HMO-POS)

Evidence of Coverage

January 1 – December 31, 2022

Your Medicare Health Benefits and Services as a Member of Summit Health Core (HMO-POS)

This booklet gives you the details about your Medicare health care from January 1 to December 31, 2022. It explains how to get coverage for the health care you need. **This is an important legal document. Please keep it in a safe place.**

Summit Health Plan, Inc. is an HMO with a Medicare contract. Enrollment in Summit Health Plan, Inc. depends on contract renewal.

This information is available for free in other languages or alternative formats. Please contact our Customer Service number at 844-827-2355 for additional information. (TTY users should call 711). Hours are from 7 a.m. to 8 p.m., Pacific Time, seven days a week. Customer Service also has free language interpreter services available for non-English speakers.

Esta información está disponible en otros idiomas e otros formatos alternativos, sin costo. Por favor comuníquese al departamento de servicios a los miembros al 844-827-2355. Usuarios de TTY (teléfono de texto), llamen al 711. El servicio al cliente está disponible de 7 a.m. a 8p.m., hora oficial del Pacífico, los siete días de la semana. El servicio al cliente también tiene servicios de intérpretes de idiomas gratis disponibles para las personas que no hablan inglés.

H2765-001

H2765_1150H276500122A_C



Now you can get plan documents delivered to you online



Online documents give you easy access to all your Medicare information.

The Centers for Medicare and Medicaid Services (CMS) requires that your important plan documents are made available to you electronically. You can find your important plan documents on yoursummithealth.com and in Member Dashboard.

To receive an email from Summit Health when new materials are available, simply log in to your Member Dashboard by visiting yoursummithealth.com. The sign in button is on the top right side of your screen. If you don't have an account, you can create one. Once logged in, select the "Account" tab. Next, click on "Manage notification settings." From here, you can update your email and make your electronic delivery preference.

Once you request electronic delivery, you will no longer receive this hard copy document in the mail, unless you request it.

Questions? Call us at 844-827-2355.

YourSummitHealth.com



Cut down on more paper — sign up for eBill today!

Now you can pay your premium online with eBill. Using eBill, you can view invoices online and set up your preferred payment methods (debit card, checking or savings) and set a recurring payment using our AutoPay feature. To access eBill, log in to your Member Dashboard and click on the eBill tab.

Nondiscrimination notice

We follow federal civil rights laws. We do not discriminate based on race, color, national origin, age, gender identity, sex or sexual orientation.

We provide free services to people with disabilities so that they can communicate with us. These include sign language interpreters and other forms of communication.

If your first language is not English, we will give you free interpretation services and/or materials in other languages.

If you need any of the above, call Customer Service at:

844-827-2355 (TDD/TTY 711)

If you think we did not offer these services or discriminated, you can file a written complaint. Please mail or fax it to:

Summit Health Plan
Attention: Appeal Unit
P.O. Box 820070
Portland, OR 97282
Fax: 855-466-7208

If you need help filing a complaint, please call Customer Service.

You can also file a civil rights complaint with the U.S. Department of Health and Human Services Office for Civil Rights at ocrportal.hhs.gov/ocr/portal/lobby.jsf, or by mail or phone:

U.S. Department of Health
and Human Services
200 Independence Ave. SW, Room 509F
HHH Building, Washington, DC 20201
800-368-1019, 800-537-7697 (TDD)

You can get Office for Civil Rights complaint forms at hhs.gov/ocr/office/file/index.html.

Dave Nessler-Cass coordinates our nondiscrimination work:

Dave Nessler-Cass,
Chief Compliance Officer
601 SW Second Ave.
Portland, OR 97204
855-232-9111
compliance@yoursummithealth.com



ATENCIÓN: Si habla español, hay disponibles servicios de ayuda con el idioma sin costo alguno para usted. Llame al 1-877-605-3229 (TTY: 711).

CHÚ Ý: Nếu bạn nói tiếng Việt, có dịch vụ hỗ trợ ngôn ngữ miễn phí cho bạn. Gọi 1-877-605-3229 (TTY: 711)

注意：如果您說中文，可得到免費語言幫助服務。請致電1-877-605-3229（聾啞人專用：711）

주의: 한국어로 무료 언어 지원 서비스를 이용하시려면 다음 연락처로 연락해주시기 바랍니다. 전화 1-877-605-3229 (TTY: 711)

PAUNAWA: Kung nagsasalita ka ng Tagalog, ang mga serbisyong tulong sa wika, ay walang bayad, at magagamit mo. Tumawag sa numerong 1-877-605-3229 (TTY: 711)

تنبيه: إذا كنت تتحدث العربية، فهناك خدمات مساعدة لغوية متاحة لك مجانًا. اتصل برقم (الهاتف النصي: 711) 1-877-605-3229

بولتے ہیں تو لسانی (URDU) توجہ دیں: اگر آپ اردو اعانت آپ کے لیے بلا معاوضہ دستیاب ہے۔ 1-877-605-3229 (TTY: 711) پر کال کریں

ВНИМАНИЕ! Если Вы говорите по-русски, воспользуйтесь бесплатной языковой поддержкой. Позвоните по тел. 1-877-605-3229 (текстовый телефон: 711).

ATTENTION: si vous êtes locuteurs francophones, le service d'assistance linguistique gratuit est disponible. Appelez au 1-877-605-3229 (TTY : 711)

توجہ: در صورتی کہ بہ فارسی صحبت می کنید، خدمات ترجمہ بہ صورت رایگان برای شما موجود است. با (TTY: 711) 1-877-605-3229 تماس بگیرید.

ध्यान दें: यदि आप हिंदी बोलते हैं, तो आपको भाषाई सहायता बिना कोई पैसा दिए उपलब्ध है। 1-877-605-3229 पर कॉल करें (TTY: 711)

Achtung: Falls Sie Deutsch sprechen, stehen Ihnen kostenlos Sprachassistentendienste zur Verfügung. Rufen sie 1-877-605-3229 (TTY: 711)

注意:日本語をご希望の方には、日本語サービスを無料で提供しております。1-877-605-3229 (TTY、テレタイプライターをご利用の方は711)までお電話ください。

અગત્યનું: જો તમે (ભાષાંતર કરેલ ભાષા અહીં દર્શાવો) બોલો છો તો તે ભાષામાં તમારે માટે વિના મૂલ્યે સહાય ઉપલબ્ધ છે. 1-877-605-3229 (TTY: 711) પર કૉલ કરો

ໂປດຊາບ: ຖ້າທ່ານເວົ້າພາສາລາວ, ການຊ່ວຍເຫຼືອດ້ານພາສາແມ່ນມີໃຫ້ທ່ານໂດຍບໍ່ເສັຍຄ່າ. ໂທ 1-877-605-3229 (TTY: 711)

УВАГА! Якщо ви говорите українською, для вас доступні безкоштовні консультації рідною мовою. Зателефонуйте 1-877-605-3229 (TTY: 711)

ATENȚIE: Dacă vorbiți limba română, vă punem la dispoziție serviciul de asistență lingvistică în mod gratuit. Sunați la 1-877-605-3229 (TTY 711)

THOV CEEB TOOM: Yog hais tias koj hais lus Hmoob, muaj cov kev pab cuam txhais lus, pub dawb rau koj. Hu rau 1-877-605-3229 (TTY: 711)

ត្រូវចងចាំ: បើអ្នកនិយាយភាសាខ្មែរ ហើយត្រូវការសេវាកម្មជំនួយផ្នែកភាសាដោយឥតគិតថ្លៃ គឺមានផ្តល់ជូនលោកអ្នក។ សូមទូរស័ព្ទទៅកាន់លេខ 1-877-605-3229 (TTY: 711)

HUBACHIIISA: Yoo afaan Kshtik kan dubbattan ta'e tajaajiloonni gargaarsaa isiniif jira 1-877-605-3229 (TTY: 711) tiin bilbilaa.

โปรดทราบ: หากคุณพูดภาษาไทย คุณสามารถใช้บริการช่วยเหลือด้านภาษาได้ฟรี โทร 1-877-605-3229 (TTY: 711)

FA'AUTAGIA: Afai e te tautala i le gagana Samoa, o loo avanoa fesoasoani tau gagana mo oe e le totogia. Vala'au i le 1-877-605-3229 (TTY: 711)

IPANGAG: Nu agsasaoka iti Ilocano, sidadaan ti tulong iti lengguahe para kenka nga awan bayadna. Umawag iti 1-877-605-3229 (TTY: 711)

UWAGA: Dla osób mówiących po polsku dostępna jest bezpłatna pomoc językowa. Zadzwoń: 1-877-605-3229 (obsługa TTY: 711)



Your Medicare Advantage resources for 2022

Thank you for being a Summit Health member. Below are the resources you need to understand your 2022 coverage.



Evidence of Coverage (EOC)

The EOC shows all of your benefit details. Use it to find out what is covered and how your plan works. Your EOC will be available online at yoursummithealth.com by Oct. 15, 2021.

If you would like an EOC mailed to you, you may call Customer Service at (844) 827-2355 or email MedicalMedicare@yoursummithealth.com.



Provider and Pharmacy Directories

If you need help finding a network provider and/or pharmacy, please call Customer Service at (844) 827-2355 or visit yoursummithealth.com to access our online searchable directory. This can be accessed by clicking on the “Find Care” link on our website.

If you would like a Provider Directory or Pharmacy Directory mailed to you, you may call the number above, request one at the website link provided above, or email MedicalMedicare@yoursummithealth.com.



List of Covered Drugs (Formulary)

Your plan has a List of Covered Drugs (Formulary) which represents the prescription therapies believed to be a necessary part of a quality treatment program.

If you have a question about covered drugs, please call Pharmacy Customer Service at (844) 827-2355 or visit yoursummithealth.com to access the online formulary.

If you would like a formulary mailed to you, you may call the number above, or email PharmacyMedicare@yoursummithealth.com.



You can also log into your Member Dashboard account to view your plan documents.

This information is available for free in other languages. Customer Service (844) 827-2355 (TTY users call 711) is available from 7 a.m. to 8 p.m. Pacific Time, seven days a week from October 1 through March 31 with the exception of Christmas Day and Thanksgiving Day. (After March 31, your call will be handled by our automated phone systems Saturdays, Sundays, and holidays.)

Summit Health Plan, Inc. is an HMO with a Medicare contract. Enrollment in Summit Health Plan, Inc. depends on contract renewal.

Thank you again for being a Summit Health member.
Please let us know if you have any questions.

Your Summit Health Customer Service Team

January 1 – December 31, 2022

Evidence of Coverage:

Your Medicare Health Benefits and Services as a Member of Summit Health Core (HMO-POS)

This booklet gives you the details about your Medicare health care coverage from January 1 – December 31, 2022. It explains how to get coverage for the health care services you need.

This is an important legal document. Please keep it in a safe place.

This plan, Summit Health Core (HMO-POS), is offered by Summit Health Plan, Inc. (When this *Evidence of Coverage* says “we,” “us,” or “our,” it means Summit Health Plan, Inc. When it says “plan” or “our plan,” it means Summit Health Core (HMO-POS).)

This document is available for free in Spanish.

Please contact our Customer Service number at 1-844-827-2355 for additional information. (TTY users should call 711.) Hours are 7 a.m. to 8 p.m., Pacific Time, seven days a week from October 1 through March 31, with the exceptions of Christmas Day and Thanksgiving Day. (After March 31, your call will be handled by our automated phone system, Saturdays, Sundays, and holidays.)

Customer Service has free language interpreter services available for non-English speakers (phone numbers are printed on the back cover of this booklet).

This information may be available in a different format, including large print. Please call Customer Service if you need plan information in another format or language.

Benefits, premium, and/or copayments/coinsurance may change on January 1, 2023.

The provider network may change at any time. You will receive notice when necessary.

H2765_1150H276500122A_C

Table of Contents

2022 Evidence of Coverage**Table of Contents**

This list of chapters and page numbers is your starting point. For more help in finding information you need, go to the first page of a chapter. **You will find a detailed list of topics at the beginning of each chapter.**

Chapter 1. Getting started as a member.....	5
Explains what it means to be in a Medicare health plan and how to use this booklet. Tells about materials we will send you, your plan premium, your plan membership card, and keeping your membership record up to date.	
Chapter 2. Important phone numbers and resources	17
Tells you how to get in touch with our plan (Summit Health Core (HMO-POS)) and with other organizations including Medicare, the State Health Insurance Assistance Program (SHIP), the Quality Improvement Organization, Social Security, Medicaid (the state health insurance program for people with low incomes), and the Railroad Retirement Board.	
Chapter 3. Using the plan's coverage for your medical services	33
Explains important things you need to know about getting your medical care as a member of our plan. Topics include using the providers in the plan's network and how to get care when you have an emergency.	
Chapter 4. Medical Benefits Chart (what is covered and what you pay).....	51
Gives the details about which types of medical care are covered and <i>not</i> covered for you as a member of our plan. Explains how much you will pay as your share of the cost for your covered medical care.	
Chapter 5. Asking us to pay our share of a bill you have received for covered medical services.....	121
Explains when and how to send a bill to us when you want to ask us to pay you back for our share of the cost for your covered services.	
Chapter 6. Your rights and responsibilities	127
Explains the rights and responsibilities you have as a member of our plan. Tells what you can do if you think your rights are not being respected.	

Table of Contents

**Chapter 7. What to do if you have a problem or complaint
(coverage decisions, appeals, complaints)138**

Tells you step-by-step what to do if you are having problems or concerns as a member of our plan.

- Explains how to ask for coverage decisions and make appeals if you are having trouble getting the medical care you think is covered by our plan. This includes asking us to keep covering hospital care and certain types of medical services if you think your coverage is ending too soon.
- Explains how to make complaints about quality of care, waiting times, customer service, and other concerns.

Chapter 8. Ending your membership in the plan181

Explains when and how you can end your membership in the plan. Explains situations in which our plan is required to end your membership.

Chapter 9. Legal notices189

Includes notices about governing law and about nondiscrimination.

Chapter 10. Definitions of important words192

Explains key terms used in this booklet.

CHAPTER 1

Getting started as a member

Chapter 1. Getting started as a member

Chapter 1. Getting started as a member

SECTION 1	Introduction.....	6
Section 1.1	You are enrolled in Summit Health Core (HMO-POS), which is a Medicare HMO Point-of-Service Plan.....	6
Section 1.2	What is the <i>Evidence of Coverage</i> booklet about?.....	6
Section 1.3	Legal information about the <i>Evidence of Coverage</i>	6
SECTION 2	What makes you eligible to be a plan member?.....	7
Section 2.1	Your eligibility requirements	7
Section 2.2	What are Medicare Part A and Medicare Part B?	7
Section 2.3	Here is the plan service area for Summit Health Core (HMO-POS)	8
Section 2.4	U.S. Citizen or Lawful Presence	8
SECTION 3	What other materials will you get from us?	8
Section 3.1	Your plan membership card – Use it to get all covered care	8
Section 3.2	The <i>Provider Directory</i> : Your guide to all providers in the plan’s network....	9
SECTION 4	Your monthly premium for Summit Health Core (HMO-POS).....	10
Section 4.1	How much is your plan premium?	10
Section 4.2	There are several ways you can pay your plan premium	10
Section 4.3	Can we change your monthly plan premium during the year?	13
SECTION 5	Please keep your plan membership record up to date	13
Section 5.1	How to help make sure that we have accurate information about you	13
SECTION 6	We protect the privacy of your personal health information.....	14
Section 6.1	We make sure that your health information is protected	14
SECTION 7	How other insurance works with our plan	14
Section 7.1	Which plan pays first when you have other insurance?	14

SECTION 1 Introduction

Section 1.1 You are enrolled in Summit Health Core (HMO-POS), which is a Medicare HMO Point-of-Service Plan

You are covered by Medicare, and you have chosen to get your Medicare health care through our plan, Summit Health Core (HMO-POS).

There are different types of Medicare health plans. Summit Health Core (HMO-POS) is a Medicare Advantage HMO Plan (HMO stands for Health Maintenance Organization) with a Point-of-Service (POS) option approved by Medicare and run by a private company. “Point-of-Service” means you can use providers outside the plan’s network for an additional cost. (See Chapter 3, Section 2.4 for information about using the Point-of-Service option.) Summit Health Core (HMO-POS) does not include Part D prescription drug coverage.

Coverage under this Plan qualifies as Qualifying Health Coverage (QHC) and satisfies the Patient Protection and Affordable Care Act’s (ACA) individual shared responsibility requirement. Please visit the Internal Revenue Service (IRS) website at: www.irs.gov/Affordable-Care-Act/Individuals-and-Families for more information.

Section 1.2 What is the *Evidence of Coverage* booklet about?

This *Evidence of Coverage* booklet tells you how to get your Medicare medical care covered through our plan. This booklet explains your rights and responsibilities, what is covered, and what you pay as a member of the plan.

The word “coverage” and “covered services” refers to the medical care and services available to you as a member of Summit Health Core (HMO-POS).

It’s important for you to learn what the plan’s rules are and what services are available to you. We encourage you to set aside some time to look through this *Evidence of Coverage* booklet.

If you are confused or concerned or just have a question, please contact our plan’s Customer Service (phone numbers are printed on the back cover of this booklet).

Section 1.3 Legal information about the *Evidence of Coverage***It’s part of our contract with you**

This *Evidence of Coverage* is part of our contract with you about how Summit Health Core (HMO-POS) covers your care. Other parts of this contract include your enrollment form and any notices you receive from us about changes to your coverage or conditions that affect your coverage. These notices are sometimes called “riders” or “amendments.”

Chapter 1. Getting started as a member

The contract is in effect for the months in which you are enrolled in Summit Health Core (HMO-POS) between January 1, 2022 and December 31, 2022.

Each calendar year, Medicare allows us to make changes to the plans that we offer. This means we can change the costs and benefits of Summit Health Core (HMO-POS) after December 31, 2022. We can also choose to stop offering the plan, or to offer it in a different service area, after December 31, 2022.

Medicare must approve our plan each year

Medicare (the Centers for Medicare & Medicaid Services) must approve Summit Health Core (HMO-POS) each year. You can continue to get Medicare coverage as a member of our plan as long as we choose to continue to offer the plan and Medicare renews its approval of the plan.

SECTION 2 What makes you eligible to be a plan member?

Section 2.1 Your eligibility requirements
--

You are eligible for membership in our plan as long as:

- You have both Medicare Part A and Medicare Part B (Section 2.2 tells you about Medicare Part A and Medicare Part B)
- -- *and* -- You live in our geographic service area (Section 2.3 below describes our service area)
- -- *and* -- you are a United States citizen or are lawfully present in the United States

Section 2.2 What are Medicare Part A and Medicare Part B?
--

When you first signed up for Medicare, you received information about what services are covered under Medicare Part A and Medicare Part B. Remember:

- Medicare Part A generally helps cover services provided by hospitals (for inpatient services, skilled nursing facilities, or home health agencies.)
- Medicare Part B is for most other medical services (such as physician's services, home infusion therapy, and other outpatient services) and certain items (such as durable medical equipment (DME) and supplies).

Chapter 1. Getting started as a member**Section 2.3 Here is the plan service area for Summit Health Core (HMO-POS)**

Although Medicare is a Federal program, Summit Health Core (HMO-POS) is available only to individuals who live in our plan service area. To remain a member of our plan, you must continue to reside in the plan service area. The service area is described below.

Our service area includes these counties in Oregon: Baker, Gilliam, Grant, Harney, Lake, Malheur, Morrow, Sherman, Umatilla, Union, Wallowa, and Wheeler.

If you plan to move out of the service area, please contact Customer Service (phone numbers are printed on the back cover of this booklet). When you move, you will have a Special Enrollment Period that will allow you to switch to Original Medicare or enroll in a Medicare health or drug plan that is available in your new location.

It is also important that you call Social Security if you move or change your mailing address. You can find phone numbers and contact information for Social Security in Chapter 2, Section 5.

Section 2.4 U.S. Citizen or Lawful Presence

A member of a Medicare health plan must be a U.S. citizen or lawfully present in the United States. Medicare (the Centers for Medicare & Medicaid Services) will notify Summit Health Core (HMO-POS) if you are not eligible to remain a member on this basis. Summit Health Core (HMO-POS) must disenroll you if you do not meet this requirement.

SECTION 3 What other materials will you get from us?**Section 3.1 Your plan membership card – Use it to get all covered care**

While you are a member of our plan, you must use your membership card for our plan whenever you get any services covered by this plan. You should also show the provider your Medicaid card, if applicable. Here's a sample membership card to show you what yours will look like:



Chapter 1. Getting started as a member

Do NOT use your red, white, and blue Medicare card for covered medical services while you are a member of this plan. If you use your Medicare card instead of your Summit Health Core (HMO-POS) membership card, you may have to pay the full cost of medical services yourself. Keep your Medicare card in a safe place. You may be asked to show it if you need hospital services, hospice services, or participate in routine research studies.

Here's why this is so important: If you get covered services using your red, white, and blue Medicare card instead of using your Summit Health Core (HMO-POS) membership card while you are a plan member, you may have to pay the full cost yourself.

If your plan membership card is damaged, lost, or stolen, call Customer Service right away and we will send you a new card. (Phone numbers for Customer Service are printed on the back cover of this booklet.)

Section 3.2	The <i>Provider Directory</i>: Your guide to all providers in the plan's network
--------------------	---

The *Provider Directory* lists our network providers and durable medical equipment suppliers.

What are “network providers”?

Network providers are the doctors and other health care professionals, medical groups, durable medical equipment suppliers, dentists, hospitals, and other health care facilities that have an agreement with us to accept our payment and any plan cost sharing as payment in full. We have arranged for these providers to deliver covered services to members in our plan. The most recent list of providers and suppliers is available on our website at www.yoursummithealth.com.

Why do you need to know which providers are part of our network?

It is important to know which providers are part of our network because, with limited exceptions, while you are a member of our plan you may be required to use network providers to get your medical care and services. The only exceptions are emergencies, urgently needed services when the network is not available (generally, when you are out of the area), out-of-area dialysis services, and cases in which Summit Health Core (HMO-POS) authorizes use of out-of-network providers. See Chapter 3 (*Using the plan's coverage for your medical services*) for more specific information about emergency, out-of-network, and out-of-area coverage.

Summit Health Core (HMO-POS) has a Point-of-Service (POS) option that allows you to use out-of-network Medicare providers to seek care for most of your health services, but often times at a higher cost-share. Refer to the Benefits Chart in Chapter 4 for details on the out-of-network cost share amounts.

If you don't have your copy of the *Provider Directory*, you can request a copy from Customer Service (phone numbers are printed on the back cover of this booklet). You may ask Customer Service for more information about our network providers, including their qualifications. You

Chapter 1. Getting started as a member

can also see the *Provider Directory* at www.yoursummithealth.com, or download it from this website. Both Customer Service and the website can give you the most up-to-date information about changes in our network providers.

SECTION 4 Your monthly premium for Summit Health Core (HMO-POS)

Section 4.1 How much is your plan premium?
--

As a member of our plan, you pay a monthly plan premium. For 2022, the monthly premium for Summit Health Core (HMO-POS) is \$22. In addition, you must continue to pay your Medicare Part B premium (unless your Part B premium is paid for you by Medicaid or another third party).

In some situations, your plan premium could be more

If you signed up for extra benefits, also called “optional supplemental benefits,” then you pay an additional premium each month for these extra benefits. If you have any questions about your plan premiums, please call Customer Service (phone numbers are printed on the back cover of this booklet). The premium for Summit Health Extra Care is \$5 per month in addition to your \$22 Summit Health Core (HMO-POS) premium and your Part B premium.

Many members are required to pay other Medicare premiums

In addition to paying the monthly plan premium, many members are required to pay other Medicare premiums. As explained in Section 2 above, in order to be eligible for our plan, you must have both Medicare Part A and Medicare Part B. Some plan members (those who aren’t eligible for premium-free Part A) pay a premium for Medicare Part A. Most plan members pay a premium for Medicare Part B. **You must continue paying your Medicare premiums to remain a member of the plan.**

Your copy of the *Medicare & You 2022* handbook gives information about these premiums in the section called “2022 Medicare Costs.” This explains how the Medicare Part B premium differs for people with different incomes. Everyone with Medicare receives a copy of the *Medicare & You 2022* handbook each year in the fall. Those new to Medicare receive it within a month after first signing up. You can also download a copy of the *Medicare & You 2022* handbook from the Medicare website (www.medicare.gov). Or, you can order a printed copy by phone at 1-800-MEDICARE (1-800-633-4227), 24 hours a day, 7 days a week. TTY users call 1-877-486-2048.

Section 4.2 There are several ways you can pay your plan premium
--

There are four ways you can pay your plan premium. If you want to change your payment method, please call Customer Service at the phone number listed on the back cover of this booklet.

Chapter 1. Getting started as a member

Note: Except where required by law, we will not accept payments of premium or other cost-sharing obligations on your behalf from a Hospital, Hospital system, health-affiliated aid program, healthcare Provider or other individual or entity that has received or may receive a financial benefit related to your choice of health care. As permitted by the Centers for Medicare and Medicaid Services (CMS), we will accept premium and cost-sharing payments made on your behalf by the Ryan White HIV/AIDS Program, other federal and state government programs that provide premium and cost-sharing support for specific individuals, Indian Tribes, Tribal Organizations and Urban Indian Organizations.

If you decide to change the way you pay your premium, it can take up to three months for your new payment method to take effect. While we are processing your request for a new payment method, you are responsible for making sure that your plan premium is paid on time.

Option 1: You can pay by check

You may pay your monthly plan premium directly to our Plan. This method is called Direct Pay. If you choose Direct Pay for your method to pay your plan premium, Summit Health Plan, Inc. will send you a monthly statement. Direct Pay premium statements are mailed on the 8th of each month with a due date of the 1st of the following month. Please make your check or money order payable to Summit Health Plan, Inc., not Medicare, CMS or HHS.

Mail your check or money order to:

Summit Health Plan, Inc.
Attn: Accounting
P.O. Box 4529
Portland, OR 97208-4529

If you have questions about your premium statement, please call Summit Health Customer Service at 1-844-827-2355 (TTY users call 711). Customer Service is available from 7 a.m. to 8 p.m., Pacific Time, seven days a week from October 1 through March 31, with the exceptions of Christmas Day and Thanksgiving Day. (After March 31, your call will be handled by our automated phone system Saturdays, Sundays, and holidays.)

Option 2: Electronic Funds Transfer (EFT) from your checking account

Instead of paying by check or money order, you can have your monthly plan premium automatically withdrawn from your checking account. This method is called EFT (Electronic Funds Transfer directly from your checking account) using Automated Clearing House (ACH). If you choose EFT for your method to pay your plan premium, you may call Summit Health Customer Service at 1-844-827-2355 (TTY users call 711) to request an EFT form and instructions be mailed to you. Customer Service is available from 7 a.m. to 8 p.m., Pacific Time, seven days a week from October 1 through March 31, with the exceptions of Christmas Day and Thanksgiving Day. (After March 31, your call will be handled by our automated phone system Saturdays, Sundays, and holidays.) You can also download the form by visiting our website at www.yoursummithealth.com, click on the “Member support” link and then “How to pay”. Print the EFT form and instructions. Mail your form to the address listed on the instructions. Once

Chapter 1. Getting started as a member

your EFT takes effect, EFT premium deductions from your checking account will occur on the 5th of each month.

Option 3: Pay your premium online with Summit Health eBill

Using eBill you can view invoices online and set up your preferred payment methods (debit card, checking or savings) and set a recurring payment using our Autopay feature. To access eBill, go to www.yoursummithealth.com, log in to your Member Dashboard and click on the eBill tab.

Option 4: You can have the plan premium taken out of your monthly Social Security check

You can have the plan premium taken out of your monthly Social Security check. Contact Customer Service for more information on how to pay your monthly plan premium this way. We will be happy to help you set this up. (Phone numbers for Customer Service are printed on the back cover of this booklet.)

What to do if you are having trouble paying your plan premium

Your plan premium is due in our office by the first day of the month. If we have not received your premium by the first day of the month, we will send you a notice telling you that your plan membership will end if we do not receive your premium payment within two calendar months.

If you are having trouble paying your premium on time, please contact Customer Service to see if we can direct you to programs that will help with your plan premium. (Phone numbers for Customer Service are printed on the back cover of this booklet.)

If we end your membership because you did not pay your premiums, you will have health coverage under Original Medicare.

At the time we end your membership, you may still owe us for premiums you have not paid. We have the right to pursue collection of these premiums. In the future, if you want to enroll again in our plan (or another plan that we offer), you will need to pay the late premiums before you can enroll.

If you think we have wrongfully ended your membership, you have a right to ask us to reconsider this decision by making a complaint. Chapter 7, Section 9 of this booklet tells how to make a complaint. If you had an emergency circumstance that was out of your control and it caused you to not be able to pay your premiums within our grace period, you can ask us to reconsider this decision by calling 1-844-827-2355 between 7 a.m. to 8 p.m. Pacific Time, seven days a week from October 1 through March 31, with the exceptions of Christmas Day and Thanksgiving Day. (After March 31, your call will be handled by our automated phone system Saturdays, Sundays, and holidays.). TTY users should call 711. You must make your request no later than 60 days after the date your membership ends.

Chapter 1. Getting started as a member

Section 4.3 Can we change your monthly plan premium during the year?

No. We are not allowed to change the amount we charge for the plan's monthly plan premium during the year. If the monthly plan premium changes for next year we will tell you in September and the change will take effect on January 1.

SECTION 5 Please keep your plan membership record up to date

Section 5.1 How to help make sure that we have accurate information about you

Your membership record has information from your enrollment form, including your address and telephone number. It shows your specific plan coverage.

The doctors, hospitals, and other providers in the plan's network need to have correct information about you. **These network providers use your membership record to know what services are covered and the cost-sharing amounts for you.** Because of this, it is very important that you help us keep your information up to date.

Let us know about these changes:

- Changes to your name, your address, or your phone number
- Changes in any other health insurance coverage you have (such as from your employer, your spouse's employer, workers' compensation, or Medicaid)
- If you have any liability claims, such as claims from an automobile accident
- If you have been admitted to a nursing home
- If you receive care in an out-of-area or out-of-network hospital or emergency room
- If your designated responsible party (such as a caregiver) changes
- If you are participating in a clinical research study

If any of this information changes, please let us know by calling Customer Service (phone numbers are printed on the back cover of this booklet).

It is also important to contact Social Security if you move or change your mailing address. You can find phone numbers and contact information for Social Security in Chapter 2, Section 5.

Read over the information we send you about any other insurance coverage you have

Medicare requires that we collect information from you about any other medical or drug insurance coverage that you have. That's because we must coordinate any other coverage you

Chapter 1. Getting started as a member

have with your benefits under our plan. (For more information about how our coverage works when you have other insurance, see Section 7 in this chapter.)

Once each year, we will send you a letter that lists any other medical or drug insurance coverage that we know about. Please read over this information carefully. If it is correct, you don't need to do anything. If the information is incorrect, or if you have other coverage that is not listed, please call Customer Service (phone numbers are printed on the back cover of this booklet).

SECTION 6 We protect the privacy of your personal health information

Section 6.1 We make sure that your health information is protected

Federal and state laws protect the privacy of your medical records and personal health information. We protect your personal health information as required by these laws.

For more information about how we protect your personal health information, please go to Chapter 6, Section 1.3 of this booklet.

SECTION 7 How other insurance works with our plan

Section 7.1 Which plan pays first when you have other insurance?

When you have other insurance (like employer group health coverage), there are rules set by Medicare that decide whether our plan or your other insurance pays first. The insurance that pays first is called the “primary payer” and pays up to the limits of its coverage. The one that pays second, called the “secondary payer,” only pays if there are costs left uncovered by the primary coverage. The secondary payer may not pay all of the uncovered costs.

These rules apply for employer or union group health plan coverage:

- If you have retiree coverage, Medicare pays first.
- If your group health plan coverage is based on your or a family member's current employment, who pays first depends on your age, the number of people employed by your employer, and whether you have Medicare based on age, disability, or End-Stage Renal Disease (ESRD):
 - If you're under 65 and disabled and you or your family member are still working, your group health plan pays first if the employer has 100 or more employees or at least one employer in a multiple employer plan that has more than 100 employees.
 - If you're over 65 and you or your spouse are still working, your group health plan pays first if the employer has 20 or more employees or at least one employer in a multiple employer plan that has more than 20 employees.

Chapter 1. Getting started as a member

- If you have Medicare because of ESRD, your group health plan will pay first for the first 30 months after you become eligible for Medicare.

These types of coverage usually pay first for services related to each type:

- No-fault insurance (including automobile insurance)
- Liability (including automobile insurance)
- Black lung benefits
- Workers' compensation

Medicaid and TRICARE never pay first for Medicare covered services. They only pay after Medicare, employer group health plans, and/or Medigap have paid.

If you have other insurance, tell your doctor, hospital, and pharmacy. If you have questions about who pays first, or you need to update your other insurance information, call Customer Service (phone numbers are printed on the back cover of this booklet). You may need to give your plan member ID number to your other insurers (once you have confirmed their identity) so your bills are paid correctly and on time.

CHAPTER 2

*Important phone numbers
and resources*

Chapter 2. Important phone numbers and resources

SECTION 1	Summit Health Core (HMO-POS) contacts (how to contact us, including how to reach Customer Service at the plan)18
SECTION 2	Medicare (how to get help and information directly from the Federal Medicare program)25
SECTION 3	State Health Insurance Assistance Program (free help, information, and answers to your questions about Medicare)26
SECTION 4	Quality Improvement Organization (paid by Medicare to check on the quality of care for people with Medicare)27
SECTION 5	Social Security28
SECTION 6	Medicaid (a joint Federal and state program that helps with medical costs for some people with limited income and resources).....29
SECTION 7	How to contact the Railroad Retirement Board30
SECTION 8	Do you have “group insurance” or other health insurance from an employer?31

SECTION 1 Summit Health Core (HMO-POS) contacts (how to contact us, including how to reach Customer Service at the plan)

How to contact our plan's Customer Service

For assistance with claims, billing or member card questions, please call or write to Summit Health Core (HMO-POS) Customer Service. We will be happy to help you.

Method	Customer Service – Contact Information
CALL	<p>Summit Health Plan: 1-844-827-2355</p> <p>Calls to this number are free. We are available for phone calls from 7 a.m. to 8 p.m., Pacific Time, seven days a week from October 1 through March 31 with the exceptions of Christmas Day and Thanksgiving Day. (After March 31, your call will be handled by our automated phone system Saturdays, Sundays, and holidays.)</p> <p>Customer Service also has free language interpreter services available for non-English speakers.</p> <p>TruHearing: 1-844-277-8097</p> <p>Calls to this number are free. Live telephone hours are 5 a.m. to 6 p.m. Monday through Friday, Pacific Time. An answering service is available from 6 p.m. to 8 p.m. Monday through Friday, Pacific Time, and October 1 to March 31 from 5 a.m. to 8 p.m. Saturday and Sunday.</p> <p>VSP: 1-844-820-8723</p> <p>Calls to this number are free. Live telephone hours are 5 a.m. to 8 p.m. Monday through Friday, Saturday from 7 a.m. to 8 p.m., and Sunday from 7 a.m. to 7 p.m., Pacific Time. The automated system is available 24 hours a day, 7 days a week.</p>

Chapter 2. Important phone numbers and resources

Method	Customer Service – Contact Information
TTY	<p>Summit Health Plan: 711</p> <p>Calls to this number are free. This number is available 24 hours a day, seven days a week. This number requires special telephone equipment and is only for people who have difficulties with hearing or speaking.</p> <p>TruHearing: 711</p> <p>Calls to this number are free. Live telephone hours are 5 a.m. to 6 p.m. Monday through Friday, Pacific Time. An answering service is available from 6 p.m. to 8 p.m. Monday through Friday, Pacific Time, and October 1 to March 31 from 5 a.m. to 8 p.m. Saturday and Sunday.</p> <p>VSP: 1-800-428-4833</p> <p>Calls to this number are free. Live telephone hours are 5 a.m. to 8 p.m. Monday through Friday, Saturday from 7 a.m. to 8 p.m., and Sunday from 7 a.m. to 7 p.m., Pacific Time. The automated system is available 24 hours a day, 7 days a week.</p>
FAX	<p>Summit Health Plan: 1-855-466-7208</p> <p>Attn: Summit Health Plan, Inc. Medicare Customer Service</p>
WRITE	<p>Summit Health Plan, Inc.</p> <p>Attn: Medicare Customer Service</p> <p>PO Box 820070</p> <p>Portland OR 97282</p> <p>Email: MedicalMedicare@yoursummithealth.com</p>
WEBSITE	www.yoursummithealth.com

Chapter 2. Important phone numbers and resources**How to contact us when you are asking for a coverage decision about your medical care**

A “coverage decision” is a decision we make about your benefits and coverage or about the amount we will pay for your medical services. For more information on asking for coverage decisions about your medical care, see Chapter 7 (*What to do if you have a problem or complaint (coverage decisions, appeals, complaints)*).

You may call us if you have questions about our coverage decision process.

Method	Coverage Decisions for Medical Care – Contact Information
CALL	1-844-931-1778 Calls to this number are free. Healthcare Services is available from 7 a.m. to 4:30 p.m., Pacific Time, Monday through Friday.
TTY	711 Calls to this number are free. This number is available 24 hours a day, seven days a week. This number requires special telephone equipment and is only for people who have difficulties with hearing or speaking.
FAX	1-855-637-2666 Attn: Summit Health Core (HMO-POS) Coverage Determination, or Attn: Summit Health Core (HMO-POS) Expedited Coverage Determination
WRITE	Standard Coverage Decisions Summit Health Plan, Inc. Attn: Summit Health Core (HMO-POS) Coverage Determination PO Box 820070 Portland OR 97282 Email: MedicalMedicare@yoursummithealth.com Expedited Coverage Decisions Summit Health Plan, Inc. Attn: Summit Health Core (HMO-POS) Expedited Coverage Determination PO Box 820070 Portland OR 97282 Email: MedicalMedicare@yoursummithealth.com
WEBSITE	www.yoursummithealth.com

Chapter 2. Important phone numbers and resources**How to contact us when you are making an appeal about your medical care**

An appeal is a formal way of asking us to review and change a coverage decision we have made. For more information on making an appeal about your medical care, see Chapter 7 (*What to do if you have a problem or complaint (coverage decisions, appeals, complaints)*).

Method	Appeals for Medical Care – Contact Information
CALL	<p>1-844-827-2355</p> <p>Calls to this number are free. Customer Service is available from 7 a.m. to 8 p.m., Pacific Time, seven days a week from October 1 through March 31, with the exceptions of Christmas Day and Thanksgiving Day. (After March 31, your call will be handled by our automated phone system Saturdays, Sundays, and holidays.)</p> <p>1-833-460-0451 Medicare Expedited Appeals (voicemail only)</p> <p>This is a voicemail only number that can be used to submit an expedited oral appeal. If you need to submit an expedited oral appeal, please leave your name, ID number, and the details of your denial. We will call you back and confirm the details of your case.</p>
TTY	<p>711</p> <p>Calls to this number are free. This number is available 24 hours a day, seven days a week. This number requires special telephone equipment and is only for people who have difficulties with hearing or speaking.</p>
FAX	<p>1-833-949-1888</p> <p>Attn: Medicare Appeal and Grievance Unit, or Attn: Medicare Expedited Appeal and Grievance Unit</p>
WRITE	<p>Standard Appeals</p> <p>Summit Health Plan, Inc. Attn: Medicare Appeal and Grievance Unit PO Box 820070 Portland OR 97282 Email: MedicalMedicare@yoursummithealth.com</p> <p>Expedited Appeals</p> <p>Summit Health Plan, Inc. Attn: Medicare Expedited Appeal and Grievance Unit PO Box 820070 Portland OR 97282 Email: MedicalMedicare@yoursummithealth.com</p>

Chapter 2. Important phone numbers and resources

Method	Appeals for Medical Care – Contact Information
WEBSITE	www.yoursummithealth.com

How to contact us when you are making a complaint about your medical care

You can make a complaint about us or one of our network providers, including a complaint about the quality of your care. This type of complaint does not involve coverage or payment disputes. (If your problem is about the plan's coverage or payment, you should look at the section above about making an appeal.) For more information on making a complaint about your medical care, see Chapter 7 (*What to do if you have a problem or complaint (coverage decisions, appeals, complaints)*).

Method	Complaints about Medical Care – Contact Information
CALL	<p>1-844-827-2355</p> <p>Calls to this number are free. Customer Service is available from 7 a.m. to 8 p.m., Pacific Time, seven days a week from October 1 through March 31, with the exceptions of Christmas Day and Thanksgiving Day. (After March 31, your call will be handled by our automated phone system Saturdays, Sundays, and holidays.)</p> <p>1-833-460-0451 Expedited Grievance/Fast Complaints (voicemail only)</p> <p>This is a voicemail only number that can be used to submit an expedited oral grievance. If you need to submit an expedited oral grievance, please leave your name, ID number, and the details of your issue. We will call you back and confirm the details of your case.</p>
TTY	<p>711</p> <p>Calls to this number are free. This number is available 24 hours a day, seven days a week. This number requires special telephone equipment and is only for people who have difficulties with hearing or speaking.</p>
FAX	<p>1-833-949-1888</p> <p>Attn: Medicare Appeal and Grievance Unit, or</p> <p>Attn: Medicare Expedited Appeal and Grievance Unit</p>

Chapter 2. Important phone numbers and resources

Method	Complaints about Medical Care – Contact Information
WRITE	<p>Standard Complaints</p> <p>Summit Health Plan, Inc. Attn: Medicare Appeal and Grievance Unit PO Box 820070 Portland OR 97282 Email: MedicalMedicare@yoursummithealth.com</p> <p>Expedited Complaints</p> <p>Summit Health Plan, Inc. Attn: Medicare Expedited Appeal and Grievance Unit PO Box 820070 Portland OR 97282 Email: MedicalMedicare@yoursummithealth.com</p>
MEDICARE WEBSITE	You can submit a complaint about Summit Health Core (HMO-POS) directly to Medicare. To submit an online complaint to Medicare go to www.medicare.gov/MedicareComplaintForm/home.aspx .

Where to send a request asking us to pay for our share of the cost for medical care you have received

For more information on situations in which you may need to ask us for reimbursement or to pay a bill you have received from a provider, see Chapter 5 (*Asking us to pay our share of a bill you have received for covered medical services*).

Please note: If you send us a payment request and we deny any part of your request, you can appeal our decision. See Chapter 7 (*What to do if you have a problem or complaint (coverage decisions, appeals, complaints)*) for more information.

Method	Medical Payment Requests – Contact Information
CALL	<p>Summit Health Plan: 1-844-827-2355</p> <p>Customer Service is available from 7 a.m. to 8 p.m., Pacific Time, seven days a week from October 1 through March 31, with the exceptions of Christmas Day and Thanksgiving Day. (After March 31, your call will be handled by our automated phone system Saturdays, Sundays, and holidays.)</p> <p>Calls to this number are free.</p>

Chapter 2. Important phone numbers and resources

Method	Medical Payment Requests – Contact Information
TTY	Summit Health Plan: 711 Calls to this number are free. This number is available 24 hours a day, seven days a week. This number requires special telephone equipment and is only for people who have difficulties with hearing or speaking.
FAX	Summit Health Plan: 1-855-466-7208 Attn: Summit Health Plan, Inc. Medical Claims
WRITE	Summit Health Plan, Inc. Attn: Medical Claims P.O. Box 820070 Portland OR 97282 Email: MedicalMedicare@yoursummithealth.com
WEBSITE	www.yoursummithealth.com

Method	Vision Payment Requests – Contact Information
CALL	VSP: 1-844-820-8723 Calls to this number are free. Live telephone hours are 5 a.m. to 8 p.m. Monday through Friday, Saturday from 7 a.m. to 8 p.m., and Sunday from 7 a.m. to 7 p.m., Pacific Time. The automated system is available 24 hours a day, 7 days a week.
TTY	VSP: 1-800-428-4833 Calls to this number are free. Live telephone hours are 5 a.m. to 8 p.m. Monday through Friday, Saturday from 7 a.m. to 8 p.m., and Sunday from 7 a.m. to 7 p.m., Pacific Time. The automated system is available 24 hours a day, 7 days a week.
WRITE	VSP Attn: Vision Claims PO Box 385018 Birmingham, AL 35238-5018
WEBSITE	www.vsp.com

Chapter 2. Important phone numbers and resources

SECTION 2 Medicare (how to get help and information directly from the Federal Medicare program)

Medicare is the Federal health insurance program for people 65 years of age or older, some people under age 65 with disabilities, and people with End-Stage Renal Disease (permanent kidney failure requiring dialysis or a kidney transplant).

The Federal agency in charge of Medicare is the Centers for Medicare & Medicaid Services (sometimes called “CMS”). This agency contracts with Medicare Advantage organizations including us.

Method	Medicare – Contact Information
CALL	1-800-MEDICARE, or 1-800-633-4227 Calls to this number are free. 24 hours a day, 7 days a week.
TTY	1-877-486-2048 This number requires special telephone equipment and is only for people who have difficulties with hearing or speaking. Calls to this number are free.
WEBSITE	<u>www.medicare.gov</u> This is the official government website for Medicare. It gives you up-to-date information about Medicare and current Medicare issues. It also has information about hospitals, nursing homes, physicians, home health agencies, and dialysis facilities. It includes booklets you can print directly from your computer. You can also find Medicare contacts in your state. The Medicare website also has detailed information about your Medicare eligibility and enrollment options with the following tools: <ul style="list-style-type: none"> • Medicare Eligibility Tool: Provides Medicare eligibility status information. • Medicare Plan Finder: Provides personalized information about available Medicare prescription drug plans, Medicare health plans, and Medigap (Medicare Supplement Insurance) policies in your area. These tools provide an <i>estimate</i> of what your out-of-pocket costs might be in different Medicare plans.

Chapter 2. Important phone numbers and resources

Method	Medicare – Contact Information
WEBSITE (CONTINUED)	<p>You can also use the website to tell Medicare about any complaints you have about Summit Health Core (HMO-POS):</p> <ul style="list-style-type: none"> • Tell Medicare about your complaint: You can submit a complaint about Summit Health Core (HMO-POS) directly to Medicare. To submit a complaint to Medicare, go to www.medicare.gov/MedicareComplaintForm/home.aspx. Medicare takes your complaints seriously and will use this information to help improve the quality of the Medicare program. <p>If you don't have a computer, your local library or senior center may be able to help you visit this website using its computer. Or, you can call Medicare and tell them what information you are looking for. They will find the information on the website, print it out, and send it to you. (You can call Medicare at 1-800-MEDICARE (1-800-633-4227), 24 hours a day, 7 days a week. TTY users should call 1-877-486-2048.)</p>

SECTION 3 State Health Insurance Assistance Program (free help, information, and answers to your questions about Medicare)

The State Health Insurance Assistance Program (SHIP) is a government program with trained counselors in every state. In Oregon, the SHIP is called Senior Health Insurance Benefits Assistance (SHIBA).

SHIBA is independent (not connected with any insurance company or health plan). It is a state program that gets money from the Federal government to give free local health insurance counseling to people with Medicare.

SHIBA counselors can help you with your Medicare questions or problems. They can help you understand your Medicare rights, help you make complaints about your medical care or treatment, and help you straighten out problems with your Medicare bills. SHIBA counselors can also help you understand your Medicare plan choices and answer questions about switching plans.

Chapter 2. Important phone numbers and resources**METHOD TO ACCESS SHIP and OTHER RESOURCES:**

- Visit www.medicare.gov
- Click on “**Forms, Help, and Resources**” on far right of menu on top
- In the drop down click on “**Phone Numbers & Websites**”
- You now have several options
 - Option #1: You can have a **live chat**
 - Option #2: You can click on any of the “**TOPICS**” in the menu on bottom
 - Option #3: You can select your **STATE** from the dropdown menu and click GO. This will take you to a page with phone numbers and resources specific to your state.

Method	Senior Health Insurance Benefits Assistance (SHIBA) (Oregon SHIP) – Contact Information
CALL	1-800-722-4134
TTY	711
WRITE	Oregon SHIBA P.O. Box 14480 Salem, OR 97309-0405
WEBSITE	shiba.oregon.gov

SECTION 4 Quality Improvement Organization (paid by Medicare to check on the quality of care for people with Medicare)

There is a designated Quality Improvement Organization for serving Medicare beneficiaries in each state. For Oregon, the Quality Improvement Organization is called KEPRO.

KEPRO has a group of doctors and other health care professionals who are paid by the Federal government. This organization is paid by Medicare to check on and help improve the quality of care for people with Medicare. KEPRO is an independent organization. It is not connected with our plan.

Chapter 2. Important phone numbers and resources

You should contact KEPRO in any of these situations:

- You have a complaint about the quality of care you have received.
- You think coverage for your hospital stay is ending too soon.
- You think coverage for your home health care, skilled nursing facility care, or Comprehensive Outpatient Rehabilitation Facility (CORF) services are ending too soon.

Method	KEPRO (Oregon's Quality Improvement Organization) – Contact Information
CALL	1-888-305-6759 Hours of operation: 9 a.m. to 5 p.m., Pacific Time (Monday through Friday) 11 a.m. to 3 p.m., Pacific Time (Saturday, Sunday, and holidays)
TTY	711 This number requires special telephone equipment and is only for people who have difficulties with hearing or speaking.
FAX	1-844-878-7921
WRITE	KEPRO 5201 West Kennedy Blvd. Suite 900 Tampa, FL 33609
WEBSITE	www.keproqio.com

SECTION 5 Social Security

Social Security is responsible for determining eligibility and handling enrollment for Medicare. U.S. citizens and lawful permanent residents who are 65 or older, or who have a disability or End-Stage Renal Disease and meet certain conditions, are eligible for Medicare. If you are already getting Social Security checks, enrollment into Medicare is automatic. If you are not getting Social Security checks, you have to enroll in Medicare. To apply for Medicare, you can call Social Security or visit your local Social Security office.

If you move or change your mailing address, it is important that you contact Social Security to let them know.

Chapter 2. Important phone numbers and resources

Method	Social Security– Contact Information
CALL	1-800-772-1213 Calls to this number are free. Available 7:00 am to 7:00 pm, Monday through Friday. You can use Social Security’s automated telephone services to get recorded information and conduct some business 24 hours a day.
TTY	1-800-325-0778 This number requires special telephone equipment and is only for people who have difficulties with hearing or speaking. Calls to this number are free. Available 7:00 am to 7:00 pm, Monday through Friday.
WEBSITE	www.ssa.gov

SECTION 6 Medicaid (a joint Federal and state program that helps with medical costs for some people with limited income and resources)

Medicaid is a joint Federal and state government program that helps with medical costs for certain people with limited incomes and resources. Some people with Medicare are also eligible for Medicaid.

In addition, there are programs offered through Medicaid that help people with Medicare pay their Medicare costs, such as their Medicare premiums. These “Medicare Savings Programs” help people with limited income and resources save money each year:

- **Qualified Medicare Beneficiary (QMB):** Helps pay Medicare Part A and Part B premiums, and other cost sharing (like deductibles, coinsurance, and copayments). (Some people with QMB are also eligible for full Medicaid benefits (QMB+).)
- **Specified Low-Income Medicare Beneficiary (SLMB):** Helps pay Part B premiums. (Some people with SLMB are also eligible for full Medicaid benefits (SLMB+).)
- **Qualifying Individual (QI):** Helps pay Part B premiums.
- **Qualified Disabled & Working Individuals (QDWI):** Helps pay Part A premiums.

To find out more about Medicaid and its programs, contact Oregon Health Plan (OHP).

Chapter 2. Important phone numbers and resources

Method	Oregon Health Plan (OHP) – Contact Information
CALL	1-800-699-9075 to apply for services, from 8 a.m. to 5 p.m., Monday through Friday
TTY	711
WRITE	Oregon Health Authority (OHA) 500 Summer St. NE Salem, OR 97301-1097
WEBSITE	www.oregon.gov/OHA

SECTION 7 How to contact the Railroad Retirement Board

The Railroad Retirement Board is an independent Federal agency that administers comprehensive benefit programs for the nation's railroad workers and their families. If you have questions regarding your benefits from the Railroad Retirement Board, contact the agency.

If you receive your Medicare through the Railroad Retirement Board, it is important that you let them know if you move or change your mailing address.

Method	Railroad Retirement Board – Contact Information
CALL	1-877-772-5772 Calls to this number are free. If you press “0,” you may speak with an RRB representative from 9:00 am to 3:30 pm, Monday, Tuesday, Thursday, and Friday, and from 9:00 am to 12:00 pm on Wednesday. If you press “1”, you may access the automated RRB HelpLine and recorded information 24 hours a day, including weekends and holidays.
TTY	1-312-751-4701 This number requires special telephone equipment and is only for people who have difficulties with hearing or speaking. Calls to this number are <i>not</i> free.
WEBSITE	rrb.gov/

SECTION 8 Do you have “group insurance” or other health insurance from an employer?

If you (or your spouse) get benefits from your (or your spouse's) employer or retiree group as part of this plan, you may call the employer/union benefits administrator or Customer Service if you have any questions. You can ask about your (or your spouse's) employer or retiree health benefits, premiums, or the enrollment period. (Phone numbers for Customer Service are printed on the back cover of this booklet.) You may also call 1-800-MEDICARE (1-800-633-4227; TTY: 1-877-486-2048) with questions related to your Medicare coverage under this plan.

CHAPTER 3

*Using the plan's coverage
for your medical services*

Chapter 3. Using the plan's coverage for your medical services

Chapter 3. Using the plan's coverage for your medical services

SECTION 1	Things to know about getting your medical care covered as a member of our plan	35
Section 1.1	What are “network providers” and “covered services”?	35
Section 1.2	Basic rules for getting your medical care covered by the plan	35
SECTION 2	Use providers in the plan's network to get your medical care	37
Section 2.1	You must choose a Primary Care Provider (PCP) to provide and oversee your medical care	37
Section 2.2	What kinds of medical care can you get without getting approval in advance from your PCP?	38
Section 2.3	How to get care from specialists and other network providers	39
Section 2.4	How to get care from out-of-network providers	40
SECTION 3	How to get covered services when you have an emergency or urgent need for care or during a disaster	41
Section 3.1	Getting care if you have a medical emergency	41
Section 3.2	Getting care when you have an urgent need for services	42
Section 3.3	Getting care during a disaster	43
SECTION 4	What if you are billed directly for the full cost of your covered services?	44
Section 4.1	You can ask us to pay our share of the cost of covered services	44
Section 4.2	If services are not covered by our plan, you must pay the full cost	44
SECTION 5	How are your medical services covered when you are in a “clinical research study”?	45
Section 5.1	What is a “clinical research study”?	45
Section 5.2	When you participate in a clinical research study, who pays for what?	46
SECTION 6	Rules for getting care covered in a “religious non-medical health care institution”	47
Section 6.1	What is a religious non-medical health care institution?	47
Section 6.2	Receiving Care From a Religious Non-Medical Health Care Institution	47
SECTION 7	Rules for ownership of durable medical equipment	48
Section 7.1	Will you own the durable medical equipment after making a certain number of payments under our plan?	48

Chapter 3. Using the plan's coverage for your medical services

SECTION 8	Rules for Oxygen Equipment, Supplies, and Maintenance	48
Section 8.1	What oxygen benefits are you entitled to?	48
Section 8.2	What is your cost sharing? Will it change after 36 months?.....	49
Section 8.3	What happens if you leave your plan and return to Original Medicare?	49

Chapter 3. Using the plan's coverage for your medical services

SECTION 1 Things to know about getting your medical care covered as a member of our plan

This chapter explains what you need to know about using the plan to get your medical care covered. It gives definitions of terms and explains the rules you will need to follow to get the medical treatments, services, and other medical care that are covered by the plan.

For the details on what medical care is covered by our plan and how much you pay when you get this care, use the benefits chart in the next chapter, Chapter 4 (*Medical Benefits Chart, what is covered and what you pay*).

Section 1.1 What are “network providers” and “covered services”?

Here are some definitions that can help you understand how you get the care and services that are covered for you as a member of our plan:

- **“Providers”** are doctors and other health care professionals licensed by the state to provide medical services and care. The term “providers” also includes hospitals and other health care facilities.
- **“Network providers”** are the doctors and other health care professionals, medical groups, hospitals, and other health care facilities that have an agreement with us to accept our payment and your cost-sharing amount as payment in full. We have arranged for these providers to deliver covered services to members in our plan. The providers in our network bill us directly for care they give you. When you see a network provider, you pay only your share of the cost for their services.
- **“Covered services”** include all the medical care, health care services, supplies, and equipment that are covered by our plan. Your covered services for medical care are listed in the benefits chart in Chapter 4.

Section 1.2 Basic rules for getting your medical care covered by the plan
--

As a Medicare health plan, Summit Health Core (HMO-POS) must cover all services covered by Original Medicare and must follow Original Medicare's coverage rules.

Summit Health Core (HMO-POS) will generally cover your medical care as long as:

- **The care you receive is included in the plan's Medical Benefits Chart** (this chart is in Chapter 4 of this booklet).
- **The care you receive is considered medically necessary.** “Medically necessary” means that the services, supplies, or drugs are needed for the prevention, diagnosis, or treatment of your medical condition and meet accepted standards of medical practice.

Chapter 3. Using the plan's coverage for your medical services

- **You have a network primary care provider (a PCP) who is providing and overseeing your care.** As a member of our plan, you must choose a network PCP (for more information about this, see Section 2.1 in this chapter).
 - In most situations, your network PCP must give you approval in advance before you can use other providers in the plan's network, such as specialists, hospitals, skilled nursing facilities, or home health care agencies. This is called giving you a "referral." For more information about this, see Section 2.3 of this chapter.
 - Referrals from your PCP are not required for emergency care or urgently needed services. There are also some other kinds of care you can get without having approval in advance from your PCP (for more information about this, see Section 2.2 of this chapter).
- **You may receive your care from a network provider, including getting a referral from your PCP to see a network specialist** (for more information about this, see Section 2 in this chapter). You may also see a network specialist without a referral using your Point-of-Service (POS) option. Additionally, you may receive your care from an out-of-network provider (a provider who is not part of our plan's network) for most covered services using your POS option. Out-of-network providers must be Medicare-certified. Except in limited circumstances, services received from Medicare opt-out or Medicare excluded providers are not a covered benefit. Prior authorization rules may still apply for services received using your POS option. Your costs may be higher if you use out-of-network providers or see an in-network specialist without a referral. *Here are three exceptions:*
 - The plan covers emergency or urgently needed services that you get from an out-of-network provider. For more information about this, and to see what emergency or urgently needed services means, see Section 3 in this chapter.
 - If you need medical care that Medicare requires our plan to cover and the providers in our network cannot provide this care, you can get this care from an out-of-network provider. Authorization should be obtained from the plan prior to seeking care. If authorization is received in this situation, you will pay the same as you would pay if you got the care from a network provider. If services are not authorized, you would be using your POS option. For information about getting approval to see an out-of-network doctor, see Section 2.4 in this chapter.
 - The plan covers kidney dialysis services that you get at a Medicare-certified dialysis facility when you are temporarily outside the plan's service area.

Chapter 3. Using the plan's coverage for your medical services

SECTION 2 Use providers in the plan's network to get your medical care

Section 2.1	You must choose a Primary Care Provider (PCP) to provide and oversee your medical care
--------------------	---

What is a "PCP" and what does the PCP do for you?

When you become a member of our plan, you must choose a plan provider to be your Primary Care Provider (PCP) and inform us who your PCP is.

A Primary Care Provider (PCP) is a primary care physician, physician's assistant, or nurse practitioner that you see for all your basic medical needs such as preventive care and illness and injury visits. A PCP can coordinate access to specialists, behavioral health care providers and hospital services when necessary. When prior authorization for a service is needed, your PCP will contact us before you have services to determine if they will be covered. A referral is required from your PCP for certain services to be covered at the in-network benefit. See the section 2.2 for a list of services that do not require a referral.

Our plan considers the following types of providers to be PCPs: a physician (M.D. or D.O.), nurse practitioner (N.P.), physician's assistant (P.A.) or health care professional who meets state requirements and is trained to give you basic medical care. PCPs are licensed and credentialed and practice in one of the following specialties:

- Adult medicine
- General practice
- Geriatric medicine
- Gynecology
- Family medicine
- Internal medicine

How do you choose your PCP?

When you become a member of our plan, you must choose a network provider to be your PCP. If you need help finding a network provider that is accepting new patients, please call Customer Service at the number listed on the back cover of this booklet. You can also visit our website to access our online searchable directory. If you would like a paper copy of the *Provider Directory* mailed to you, you may call Customer Service or request one at our website. To help you make your selection, our online provider search allows you to choose providers near you and gives you other information. Once you have chosen a PCP, please remember to contact Customer Service to notify us of your selection.

Chapter 3. Using the plan's coverage for your medical services

Changing your PCP

You may change your PCP for any reason, at any time. Also, it's possible that your PCP might leave our plan's network of providers and you would have to find a new PCP.

To find a new PCP, you can look in your *Provider Directory* or search our online directory at www.yoursummithealth.com by clicking on the "Find Care" link. When searching for PCPs on our website, be sure to select a PCP who is in our Medicare Advantage provider network. To change your PCP, you can log in to your Member Dashboard account, click on the "PCP" tab and enter in the name of your PCP.

Changes made to your PCP through your Member Dashboard account will be updated in our system effective immediately. If you have questions, need help selecting a PCP or would prefer to change your PCP information over the phone, you can call Customer Service (phone numbers are printed on the back cover of this booklet).

Please note: If you are under the care of a specialist, your new PCP will need to coordinate and approve any current referrals. If there is a particular specialist or hospital that you want to use, check with your PCP first to be sure they refer to your desired specialist or facilities.

Section 2.2	What kinds of medical care can you get without getting approval in advance from your PCP?
--------------------	--

You can get the services listed below without getting approval in advance from your PCP.

- Routine women's health care, which includes breast exams, screening mammograms (x-rays of the breast), Pap tests, and pelvic exams as long as you get them from a network provider.
- Flu shots, COVID-19 vaccinations, Hepatitis B vaccinations, and pneumonia vaccinations as long as you get them from a network provider.
- Emergency services from network providers or from out-of-network providers.
- Urgently needed services from network providers or from out-of-network providers when network providers are temporarily unavailable or inaccessible (e.g., when you are temporarily outside of the plan's service area).
- Kidney dialysis services that you get at a Medicare-certified dialysis facility when you are temporarily outside the plan's service area. (If possible, please call Customer Service before you leave the service area so we can help arrange for you to have maintenance dialysis while you are away. Phone numbers for Customer Service are printed on the back cover of this booklet.)
- Routine vision exam and hardware.
- Medicare covered vision services from a network provider.
- Routine hearing exam and hearing aids, provided you get them from a TruHearing provider.
- Non-Medicare covered dental services as described in the Chapter 4 Medical benefits chart.

Chapter 3. Using the plan's coverage for your medical services

- Optional supplemental alternative care services, as long as you have purchased the optional supplemental Extra Care benefit. Please note, you must enroll in the optional supplemental Extra care benefit to be covered for non-Medicare covered alternative care. See Chapter 4, Section 2.2 for more information about optional supplemental coverage.
- Outpatient rehab services, such as physical, speech, and occupational therapy.
- Mental Health and Chemical Dependency services.

Section 2.3	How to get care from specialists and other network providers
--------------------	---

A specialist is a doctor who provides health care services for a specific disease or part of the body. There are many kinds of specialists. Here are a few examples:

- Oncologists care for patients with cancer.
- Cardiologists care for patients with heart conditions.
- Orthopedists care for patients with certain bone, joint, or muscle conditions.

Your PCP will provide most of your care. If your PCP determines that specialist care is medically necessary, they will provide you with a referral to a Summit Health Plan specialist. In some cases, your PCP's office must also contact Summit Health Plan to notify us of the referral, except when using your point of service benefit.

Referrals are needed for specialty services such as chiropractic care, medical hearing exams, and podiatry services.

Services such as elective surgical procedures, hospitalizations, authorizations to out-of-network providers and skilled nursing care must be approved by Summit Health Plan before you receive care. Your PCP is responsible for obtaining approval for these services. Contact Customer Service for details. Phone numbers are printed on the back cover of this booklet.

If there is a particular specialist or hospital that you want to use, check first to be sure your PCP makes referrals to that specialist, or uses that hospital.

Please refer to Chapter 4, Section 2.1 for information about which services require referrals and prior authorizations.

What services will your provider need to get prior authorization from the plan?

For certain services, you or your provider will need to get approval from the plan before we will agree to cover the service for you. This is called getting "prior authorization". Covered services that need prior authorization are marked in the Benefits Chart in Chapter 4.

If you are seeing an out-of-network provider, you or your provider are encouraged to get prior approval from the plan before you get non-emergent or non-urgent services.

Chapter 3. Using the plan's coverage for your medical services

Your provider can call Summit Health Healthcare Services at 1-844-931-1778 or fax a prior authorization request to 1-855-637-2666. Summit Health Healthcare Services hours of operation are from 7 a.m. to 4:30 p.m. Pacific Time, Monday through Friday. (TTY users call 711).

What if a specialist or another network provider leaves our plan?

It is important that you know that we may make changes to the hospitals, doctors and specialists (providers) that are part of your plan during the year. There are a number of reasons why your provider might leave your plan but if your doctor or specialist does leave your plan you have certain rights and protections summarized below:

- Even though our network of providers may change during the year, Medicare requires that we furnish you with uninterrupted access to qualified doctors and specialists.
- We will make a good faith effort to provide you with at least 30 days' notice that your provider is leaving our plan so that you have time to select a new provider.
- We will assist you in selecting a new qualified provider to continue managing your health care needs.
- If you are undergoing medical treatment you have the right to request, and we will work with you to ensure, that the medically necessary treatment you are receiving is not interrupted.
- If you believe we have not furnished you with a qualified provider to replace your previous provider or that your care is not being appropriately managed you have the right to file an appeal of our decision.
- If you find out your doctor or specialist is leaving your plan please contact us so we can assist you in finding a new provider to manage your care.

If your provider leaves our plan, you can look in your *Provider Directory*, search our website at www.yoursummithealth.com, or call Customer Service for help finding a new provider (phone numbers for Customer Service are printed on the back cover of this booklet). Using your point of service benefit, you can see the same provider if they are still a Medicare provider and are willing to bill Summit Health Plan for services.

Section 2.4	How to get care from out-of-network providers
--------------------	--

You may use out-of-network providers to get some of your covered services. However, your out-of-pocket costs may be higher than if you use our plan providers. The following are instances when Summit Health Core (HMO-POS) would cover services rendered out-of-network:

- Medically necessary care that Medicare requires our plan to cover but the providers in our network cannot provide. You can get this care from an out-of-network Medicare provider. Prior authorization will need to be obtained from our plan to approve these services. In this situation, you will pay the same as you would pay if you got the care from a network provider.
- Emergency services from out-of-network providers.

Chapter 3. Using the plan's coverage for your medical services

- Urgently needed care from out-of-network providers when network providers are temporarily unavailable or inaccessible, e.g., when you are temporarily outside of the plan's service area.
- Kidney dialysis services that you get at a Medicare-certified dialysis facility when you are temporarily outside the plan's service area. If possible, please contact Healthcare Services (see Chapter 2, Section 1, *How to contact us when you are asking for a coverage decision about your medical care* for contact information). Healthcare Services can help coordinate your care before you leave the service area and arrange for you to have maintenance dialysis while you are away.
- Using your point-of-service benefits for covered plan services. This also includes services that you may want to use while out of the service area. Not all covered services are available under the point of service benefit and some services may still require prior authorization when received from an out-of-network provider. Refer to Chapter 4, Section 2.1 for information about how much you pay when using your point of service benefits.

If you are not sure if a Medicare provider is in-network or out-of-network, please contact Customer Service (phone numbers are printed on the back cover of this booklet).

SECTION 3 How to get covered services when you have an emergency or urgent need for care or during a disaster

Section 3.1 Getting care if you have a medical emergency

What is a “medical emergency” and what should you do if you have one?

A “**medical emergency**” is when you, or any other prudent layperson with an average knowledge of health and medicine, believe that you have medical symptoms that require immediate medical attention to prevent loss of life, loss of a limb, or loss of function of a limb. The medical symptoms may be an illness, injury, severe pain, or a medical condition that is quickly getting worse.

If you have a medical emergency:

- **Get help as quickly as possible.** Call 911 for help or go to the nearest emergency room or hospital. Call for an ambulance if you need it. You do *not* need to get approval or a referral first from your PCP.
- **As soon as possible, make sure that our plan has been told about your emergency.** We need to follow up on your emergency care. You or someone else should call to tell us about your emergency care, usually within 48 hours. Call Summit Health Healthcare Services at 1-844-931-1778 or fax the information to 1-855-637-2666. Summit Health Healthcare Services hours of operation are from 7 a.m. to 4:30 p.m. Pacific Time, Monday through Friday. (TTY users call 711.)

Chapter 3. Using the plan's coverage for your medical services

What is covered if you have a medical emergency?

You may get covered emergency medical care whenever you need it, anywhere worldwide. Our plan covers ambulance services in situations where getting to the emergency room in any other way could endanger your health. For more information, see the Medical Benefits Chart in Chapter 4 of this booklet.

You are covered world-wide for emergencies and urgently needed care. See Chapter 4 for more information.

If you have an emergency, we will talk with the doctors who are giving you emergency care to help manage and follow up on your care. The doctors who are giving you emergency care will decide when your condition is stable and the medical emergency is over.

After the emergency is over you are entitled to follow-up care to be sure your condition continues to be stable. Your follow-up care will be covered by our plan. If your emergency care is provided by out-of-network providers, we will try to arrange for network providers to take over your care as soon as your medical condition and the circumstances allow.

What if it wasn't a medical emergency?

Sometimes it can be hard to know if you have a medical emergency. For example, you might go in for emergency care – thinking that your health is in serious danger – and the doctor may say that it wasn't a medical emergency after all. If it turns out that it was not an emergency, as long as you reasonably thought your health was in serious danger, we will cover your care.

However, after the doctor has said that it was *not* an emergency, we will cover additional care *only* if you get the additional care in one of these two ways:

- You go to a network provider to get the additional care;
- – *or* – The additional care you get is considered “urgently needed services” and you follow the rules for getting this urgent care (for more information about this, see Section 3.2 below).

Section 3.2	Getting care when you have an urgent need for services
--------------------	---

What are “urgently needed services”?

“Urgently needed services” are non-emergency, unforeseen medical illness, injury, or condition that requires immediate medical care. Urgently needed services may be furnished by network providers or by out-of-network providers when network providers are temporarily unavailable or inaccessible. The unforeseen condition could, for example, be an unforeseen flare-up of a known condition that you have.

Chapter 3. Using the plan's coverage for your medical services

What if you are in the plan's service area when you have an urgent need for care?

You should always try to obtain urgently needed services from network providers. However, if providers are temporarily unavailable or inaccessible and it is not reasonable to wait to obtain care from your network provider when the network becomes available, we will cover urgently needed services that you get from an out-of-network provider.

You can access in-network urgently needed services by first contacting your PCP. If your PCP can't see you urgently, ask them where you should go. You can also look up network providers on our web page at www.yoursummithealth.com. Call Customer Service if you need help finding a network provider (phone numbers are on the back cover of this booklet).

As a member, you have access to a 24-hour Nurse Advice Line, 7 days a week, 365 days a year. When you call our Nurse Advice Line, you can speak directly to a registered nurse who will help answer your health-related questions. Your call is always confidential. Call toll-free 1-800-491-2794. TTY users should call 711. The plan also offers 24/7 on demand diagnosis/treatment visits with board-certified physicians via text/chat functionality with optional interactive video capabilities. Visit our website at yoursummithealth.com/cirrusmd for details.

What if you are outside the plan's service area when you have an urgent need for care?

When you are outside the service area and cannot get care from a network provider, our plan will cover urgently needed services that you get from any provider.

Our plan covers worldwide emergency and urgent care services outside the United States under the following circumstances:

- Emergency care: treatment needed immediately because any delay would mean risk of permanent damage to your health
- Urgently needed services: treatment of a non-emergency, unforeseen medical illness, injury, or condition that requires immediate medical care in order to avoid the likely onset of an emergency medical condition

See the Medical Benefits Chart in Chapter 4, Section 2 for more information on this coverage.

Section 3.3	Getting care during a disaster
--------------------	---------------------------------------

If the Governor of your state, the U.S. Secretary of Health and Human Services, or the President of the United States declares a state of disaster or emergency in your geographic area, you are still entitled to care from your plan.

Please visit the following website: www.yoursummithealth.com for information on how to obtain needed care during a disaster.

Chapter 3. Using the plan's coverage for your medical services

Generally, if you cannot use a network provider during a disaster, your plan will allow you to obtain care from out-of-network providers at in-network cost sharing.

SECTION 4 What if you are billed directly for the full cost of your covered services?

Section 4.1	You can ask us to pay our share of the cost of covered services
--------------------	--

If you have paid more than your share for covered services, or if you have received a bill for the full cost of covered medical services, go to Chapter 5 (*Asking us to pay our share of a bill you have received for covered medical services*) for information about what to do.

Section 4.2	If services are not covered by our plan, you must pay the full cost
--------------------	--

Summit Health Core (HMO-POS) covers all medical services that are medically necessary, these services are listed in the plan's Medical Benefits Chart (this chart is in Chapter 4 of this booklet), and are obtained consistent with plan rules. You are responsible for paying the full cost of services that aren't covered by our plan, either because they are not plan covered services, or they were obtained out-of-network and were not authorized.

If you have any questions about whether we will pay for any medical service or care that you are considering, you have the right to ask us whether we will cover it before you get it. You also have the right to ask for this in writing. If we say we will not cover your services, you have the right to appeal our decision not to cover your care.

Chapter 7 (*What to do if you have a problem or complaint (coverage decisions, appeals, complaints)*) has more information about what to do if you want a coverage decision from us or want to appeal a decision we have already made. You may also call Customer Service to get more information (phone numbers are printed on the back cover of this booklet).

For covered services that have a benefit limitation, you pay the full cost of any services you get after you have used up your benefit for that type of covered service. Paying for costs once a benefit limit has been reached will not count toward your out-of-pocket maximum. You can call Customer Service when you want to know how much of your benefit limit you have already used.

SECTION 5 How are your medical services covered when you are in a “clinical research study”?

Section 5.1 What is a “clinical research study”?
--

A clinical research study (also called a “clinical trial”) is a way that doctors and scientists test new types of medical care, like how well a new cancer drug works. They test new medical care procedures or drugs by asking for volunteers to help with the study. This kind of study is one of the final stages of a research process that helps doctors and scientists see if a new approach works and if it is safe.

Not all clinical research studies are open to members of our plan. Medicare first needs to approve the research study. If you participate in a study that Medicare has *not* approved, *you will be responsible for paying all costs for your participation in the study.*

Once Medicare approves the study, someone who works on the study will contact you to explain more about the study and see if you meet the requirements set by the scientists who are running the study. You can participate in the study as long as you meet the requirements for the study *and* you have a full understanding and acceptance of what is involved if you participate in the study.

If you participate in a Medicare-approved study, Original Medicare pays most of the costs for the covered services you receive as part of the study. When you are in a clinical research study, you may stay enrolled in our plan and continue to get the rest of your care (the care that is not related to the study) through our plan.

If you want to participate in a Medicare-approved clinical research study, you do *not* need to get approval from us or your PCP. The providers that deliver your care as part of the clinical research study do *not* need to be part of our plan's network of providers.

Although you do not need to get our plan's permission to be in a clinical research study, **you do need to tell us before you start participating in a clinical research study.**

If you plan on participating in a clinical research study, contact Customer Service (phone numbers are printed on the back cover of this booklet) to let them know that you will be participating in a clinical trial and to find out more specific details about what your plan will pay.

Chapter 3. Using the plan's coverage for your medical services

Section 5.2	When you participate in a clinical research study, who pays for what?
--------------------	--

Once you join a Medicare-approved clinical research study, you are covered for routine items and services you receive as part of the study, including:

- Room and board for a hospital stay that Medicare would pay for even if you weren't in a study.
- An operation or other medical procedure if it is part of the research study.
- Treatment of side effects and complications of the new care.

Original Medicare pays most of the cost of the covered services you receive as part of the study. After Medicare has paid its share of the cost for these services, our plan will also pay for part of the costs. We will pay the difference between the cost sharing in Original Medicare and your cost sharing as a member of our plan. This means you will pay the same amount for the services you receive as part of the study as you would if you received these services from our plan.

Here's an example of how the cost sharing works: Let's say that you have a lab test that costs \$100 as part of the research study. Let's also say that your share of the costs for this test is \$20 under Original Medicare, but the test would be \$10 under our plan's benefits. In this case, Original Medicare would pay \$80 for the test and we would pay another \$10. This means that you would pay \$10, which is the same amount you would pay under our plan's benefits.

In order for us to pay for our share of the costs, you will need to submit a request for payment. With your request, you will need to send us a copy of your Medicare Summary Notices or other documentation that shows what services you received as part of the study and how much you owe. Please see Chapter 5 for more information about submitting requests for payment.

When you are part of a clinical research study, **neither Medicare nor our plan will pay for any of the following:**

- Generally, Medicare will *not* pay for the new item or service that the study is testing unless Medicare would cover the item or service even if you were *not* in a study.
- Items and services the study gives you or any participant for free.
- Items or services provided only to collect data, and not used in your direct health care. For example, Medicare would not pay for monthly CT scans done as part of the study if your medical condition would normally require only one CT scan.

Do you want to know more?

You can get more information about joining a clinical research study by visiting the Medicare website to read or download the publication "Medicare and Clinical Research Studies." (The publication is available at: www.medicare.gov/Pubs/pdf/02226-Medicare-and-Clinical-Research-

Chapter 3. Using the plan's coverage for your medical services

[Studies.pdf](#).) You can also call 1-800-MEDICARE (1-800-633-4227), 24 hours a day, 7 days a week. TTY users should call 1-877-486-2048.

SECTION 6 Rules for getting care covered in a “religious non-medical health care institution”

Section 6.1 What is a religious non-medical health care institution?

A religious non-medical health care institution is a facility that provides care for a condition that would ordinarily be treated in a hospital or skilled nursing facility. If getting care in a hospital or a skilled nursing facility is against a member's religious beliefs, we will instead provide coverage for care in a religious non-medical health care institution. You may choose to pursue medical care at any time for any reason. This benefit is provided only for Part A inpatient services (non-medical health care services). Medicare will only pay for non-medical health care services provided by religious non-medical health care institutions.

Section 6.2 Receiving Care From a Religious Non-Medical Health Care Institution

To get care from a religious non-medical health care institution, you must sign a legal document that says you are conscientiously opposed to getting medical treatment that is “non-excepted.”

- “Non-excepted” medical care or treatment is any medical care or treatment that is *voluntary* and *not required* by any federal, state, or local law.
- “Excepted” medical treatment is medical care or treatment that you get that is *not* voluntary or *is required* under federal, state, or local law.

To be covered by our plan, the care you get from a religious non-medical health care institution must meet the following conditions:

- The facility providing the care must be certified by Medicare.
- Our plan's coverage of services you receive is limited to *non-religious* aspects of care.
- If you get services from this institution that are provided to you in a facility, the following conditions apply:
 - You must have a medical condition that would allow you to receive covered services for inpatient hospital care or skilled nursing facility care;
 - – *and* – You must get approval in advance from our plan before you are admitted to the facility or your stay will not be covered.

Inpatient hospital coverage limits apply (refer to the Inpatient Hospital Care category in the Benefits Chart in Chapter 4) for more information.

SECTION 7 Rules for ownership of durable medical equipment

Section 7.1	Will you own the durable medical equipment after making a certain number of payments under our plan?
--------------------	---

Durable medical equipment (DME) includes items such as oxygen equipment and supplies, wheelchairs, walkers, powered mattress systems, crutches, diabetic supplies, speech generating devices, IV infusion pumps, nebulizers, and hospital beds ordered by a provider for use in the home. The member always owns certain items, such as prosthetics. In this section, we discuss other types of DME that you must rent.

In Original Medicare, people who rent certain types of DME own the equipment after paying copayments for the item for 13 months. As a member of Summit Health Core (HMO-POS), however, you usually will not acquire ownership of rented DME items no matter how many copayments you make for the item while a member of our plan. Under certain limited circumstances we will transfer ownership of the DME item to you. Call Customer Service (phone numbers are printed on the back cover of this booklet) to find out about the requirements you must meet and the documentation you need to provide.

What happens to payments you made for durable medical equipment if you switch to Original Medicare?

If you did not acquire ownership of the DME item while in our plan, you will have to make 13 new consecutive payments after you switch to Original Medicare in order to own the item. Payments you made while in our plan do not count toward these 13 consecutive payments.

If you made fewer than 13 payments for the DME item under Original Medicare *before* you joined our plan, your previous payments also do not count toward the 13 consecutive payments. You will have to make 13 new consecutive payments after you return to Original Medicare in order to own the item. There are no exceptions to this case when you return to Original Medicare.

SECTION 8 Rules for Oxygen Equipment, Supplies, and Maintenance

Section 8.1	What oxygen benefits are you entitled to?
--------------------	--

If you qualify for Medicare oxygen equipment coverage, then for as long as you are enrolled, Summit Health Core (HMO-POS) will cover:

- Rental of oxygen equipment
- Delivery of oxygen and oxygen contents
- Tubing and related oxygen accessories for the delivery of oxygen and oxygen contents

Chapter 3. Using the plan's coverage for your medical services

- Maintenance and repairs of oxygen equipment

If you leave Summit Health Core (HMO-POS) or no longer medically require oxygen equipment, then the oxygen equipment must be returned to the owner.

Section 8.2	What is your cost sharing? Will it change after 36 months?
--------------------	---

Your cost sharing for Medicare oxygen equipment coverage is 20% of the total allowed amount In-Network or 30% of the total allowed amount Out-of-Network, every month.

Summit Health Core (HMO-POS) pays no more than 36 continuous monthly rental payment amounts for oxygen and oxygen equipment. Payment for oxygen contents used with liquid or gaseous oxygen equipment (stationary or portable) continues after the 36-month rental cap for any period of medical need for the remainder of the reasonable useful lifetime of the equipment. Additional cost sharing may be applied when changing plans or carriers.

If prior to enrolling in Summit Health Core (HMO-POS) you had made 36 months of rental payment for oxygen equipment coverage, your cost sharing in Summit Health Core (HMO-POS) is 20% of the total allowed amount In-Network or 30% of the total allowed amount Out-of-Network, every month. Additional cost sharing may be applied when changing plans or carriers.

Section 8.3	What happens if you leave your plan and return to Original Medicare?
--------------------	---

If you return to Original Medicare, then you start a new 36-month cycle which renews every five years. For example, if you had paid rentals for oxygen equipment for 36 months prior to joining Summit Health Core (HMO-POS), join Summit Health Core (HMO-POS) for 12 months, and then return to Original Medicare, you will pay full cost sharing for oxygen equipment coverage.

Similarly, if you made payments for 36 months while enrolled in Summit Health Core (HMO-POS) and then return to Original Medicare, you will pay full cost sharing for oxygen equipment coverage.

CHAPTER 4

*Medical Benefits Chart
(what is covered and
what you pay)*

Chapter 4. Medical Benefits Chart (what is covered and what you pay)

Chapter 4. Medical Benefits Chart (what is covered and what you pay)

SECTION 1	Understanding your out-of-pocket costs for covered services	52
Section 1.1	Types of out-of-pocket costs you may pay for your covered services.....	52
Section 1.2	What is the most you will pay for Medicare Part A and Part B covered medical services?.....	52
Section 1.3	Our plan does not allow providers to “balance bill” you	53
SECTION 2	Use the <i>Medical Benefits Chart</i> to find out what is covered for you and how much you will pay	54
Section 2.1	Your medical benefits and costs as a member of the plan	54
Section 2.2	Extra “optional supplemental” benefits you can buy	112
SECTION 3	What services are not covered by the plan?.....	114
Section 3.1	Services we do <i>not</i> cover (exclusions)	114

Chapter 4. Medical Benefits Chart (what is covered and what you pay)

SECTION 1 Understanding your out-of-pocket costs for covered services

This chapter focuses on your covered services and what you pay for your medical benefits. It includes a Medical Benefits Chart that lists your covered services and shows how much you will pay for each covered service as a member of Summit Health Core (HMO-POS). Later in this chapter, you can find information about medical services that are not covered. It also explains limits on certain services. Optional supplemental benefits, additional benefits available to purchase for an additional premium, are described in Section 2.2.

Section 1.1 Types of out-of-pocket costs you may pay for your covered services
--

To understand the payment information we give you in this chapter, you need to know about the types of out-of-pocket costs you may pay for your covered services.

- A **“copayment”** is the fixed amount you pay each time you receive certain medical services. You pay a copayment at the time you get the medical service. (The Medical Benefits Chart in Section 2 tells you more about your copayments.)
- **“Coinsurance”** is the percentage you pay of the total cost of certain medical services. You pay a coinsurance at the time you get the medical service. (The Medical Benefits Chart in Section 2 tells you more about your coinsurance.)

Most people who qualify for Medicaid or for the Qualified Medicare Beneficiary (QMB) program should never pay deductibles, copayments or coinsurance. Be sure to show your proof of Medicaid or QMB eligibility to your provider, if applicable. If you think that you are being asked to pay improperly, contact Customer Service (phone numbers are printed on the back cover of this booklet).

Section 1.2 What is the most you will pay for Medicare Part A and Part B covered medical services?
--

Because you are enrolled in a Medicare Advantage Plan, there is a limit to how much you have to pay out-of-pocket each year for in-network medical services that are covered under Medicare Part A and Part B (see the Medical Benefits Chart in Section 2, below). This limit is called the maximum out-of-pocket amount for medical services.

As a member of Summit Health Core (HMO-POS), the most you will have to pay out-of-pocket for in-network covered Part A and Part B services in 2022 is \$4,000. The amounts you pay for copayments, and coinsurance for in-network covered services count toward this maximum out-of-pocket amount. (The amount you pay for your plan premium does not count toward your maximum out-of-pocket amount.) In addition, amounts you pay for some services do not count toward your maximum out-of-pocket amount. These services are marked with an asterisk in the Medical Benefits Chart. If you reach the maximum out-of-pocket amount of \$4,000, you will not

Chapter 4. Medical Benefits Chart (what is covered and what you pay)

have to pay any out-of-pocket costs for the rest of the year for in-network covered Part A and Part B services. However, you must continue to pay your plan premium and the Medicare Part B premium (unless your Part B premium is paid for you by Medicaid or another third party).

In addition to the maximum out-of-pocket amount for covered in-network services, there is a separate maximum out-of-pocket amount that applies only to out-of-network services, also known as your point-of-service benefit.

The plan has a maximum out-of-pocket amount of \$4,000 for point-of service benefits. Once you have paid \$4,000 out-of-pocket for point-of service benefits, you will not have to pay any out-of-pocket costs for the rest of the calendar year for covered services. Both the maximum out-of-pocket amount for all covered in-network medical services and the maximum out-of-pocket amount for point-of-service benefits apply to your covered point-of service benefits. This means that if you see both in-network and out-of-network providers your maximum out-of-pocket costs will be \$4,000.

Section 1.3	Our plan does not allow providers to “balance bill” you
--------------------	--

As a member of Summit Health Core (HMO-POS), an important protection for you is that you only have to pay your cost-sharing amount when you get services covered by our plan. We do not allow providers to add additional separate charges, called “balance billing.” This protection (that you never pay more than your cost-sharing amount) applies even if we pay the provider less than the provider charges for a service and even if there is a dispute and we don’t pay certain provider charges. This can include non-covered services provided or referred by a network provider for which there is no clear exclusion (See Section 3 of this Chapter) or for which you did not receive a pre-service denial from us.

Here is how this protection works.

- If your cost sharing is a copayment (a set amount of dollars, for example, \$15.00), then you pay only that amount for any covered services from a network provider.
- If your cost sharing is a coinsurance (a percentage of the total charges), then you never pay more than that percentage. However, your cost depends on which type of provider you see:
 - If you receive the covered services from a network provider, you pay the coinsurance percentage multiplied by the plan’s reimbursement rate (as determined in the contract between the provider and the plan).
 - If you receive the covered services from an out-of-network provider who participates with Medicare, you pay the coinsurance percentage multiplied by the Medicare payment rate for participating providers. (Remember, the plan covers services from out-of-network providers only in certain situations, such as when you get a referral.)
 - If you receive the covered services from an out-of-network provider who does not participate with Medicare, you pay the coinsurance percentage multiplied by the Medicare payment rate for non-participating providers. (Remember, the plan

Chapter 4. Medical Benefits Chart (what is covered and what you pay)

covers services from out-of-network providers only in certain situations, such as when you get a referral.)

- If you believe a provider has “balance billed” you, call Customer Service (phone numbers are printed on the back cover of this booklet).

SECTION 2 Use the *Medical Benefits Chart* to find out what is covered for you and how much you will pay

Section 2.1	Your medical benefits and costs as a member of the plan
--------------------	--

The Medical Benefits Chart on the following pages lists the services Summit Health Core (HMO-POS) covers and what you pay out-of-pocket for each service. The services listed in the Medical Benefits Chart are covered only when the following coverage requirements are met:

- Your Medicare covered services must be provided according to the coverage guidelines established by Medicare.
- Your services (including medical care, services, supplies, and equipment) *must* be medically necessary. “Medically necessary” means that the services, supplies, or drugs are needed for the prevention, diagnosis, or treatment of your medical condition and meet accepted standards of medical practice.
- You receive your care from a Medicare-certified provider. All Summit Health providers are Medicare-certified; however, if you use your POS option to see an out-of-network provider, the provider must be Medicare certified. Prior authorization rules may still apply for services received using your POS option. Chapter 3 provides more information about requirements for using network providers and the situations when we will cover services from an out-of-network provider as if they were received from a plan provider.
- You have a primary care provider (a PCP) who is providing and overseeing your care. In most situations, your PCP must give you approval in advance before you can see other providers in the plan’s network. This is called giving you a “referral.” Chapter 3 provides more information about getting a referral and the situations when you do not need a referral.
- Some of the services listed in the Medical Benefits Chart are covered *only* if your doctor or other network provider gets approval in advance (sometimes called “prior authorization”) from us. Covered services that need approval in advance are marked with the notation “Prior authorization rules may apply” in the Medical Benefits Chart. In addition, the following services not listed in the Medical Benefits Chart require approval in advance:
 - Genetic testing
 - Sleep apnea treatment and surgery
 - Procedures/surgeries/treatment that may be considered experimental or investigational by the plan
 - Potentially cosmetic and reconstructive procedures

Chapter 4. Medical Benefits Chart (what is covered and what you pay)

- Services and procedures without specific CPT codes (unlisted services and procedures)
- Gender affirming procedures

Other important things to know about our coverage:

- Like all Medicare health plans, we cover everything that Original Medicare covers. For some of these benefits, you pay *more* in our plan than you would in Original Medicare. For others, you pay *less*. (If you want to know more about the coverage and costs of Original Medicare, look in your *Medicare & You 2022* handbook. View it online at www.medicare.gov or ask for a copy by calling 1-800-MEDICARE (1-800-633-4227), 24 hours a day, 7 days a week. TTY users should call 1-877-486-2048.)
- For all preventive services that are covered at no cost under Original Medicare, we also cover the service at no cost to you. However, if you also are treated or monitored for an existing medical condition during the visit when you receive the preventive service, a copayment will apply for the care received for the existing medical condition.
- Sometimes, Medicare adds coverage under Original Medicare for new services during the year. If Medicare adds coverage for any services during 2022, either Medicare or our plan will cover those services.



You will see this apple next to the preventive services in the benefits chart.

Medical Benefits Chart

Services that are covered for you	What you must pay when you get these services	
	In-Network	Point-of-Service (POS)
Abdominal aortic aneurysm screening A one-time screening ultrasound for people at risk. The plan only covers this screening if you have certain risk factors and if you get a referral for it from your physician, physician assistant, nurse practitioner, or clinical nurse specialist. Please note: a separate cost sharing may apply if additional services are provided.	There is no coinsurance, copayment, or deductible for members eligible for this preventive screening.	30% of the total allowed amount for a Medicare covered abdominal aortic aneurysm screening when using your POS benefit.

Chapter 4. Medical Benefits Chart (what is covered and what you pay)

Services that are covered for you	What you must pay when you get these services	
	In-Network	Point-of-Service (POS)
<p>Acupuncture for chronic low back pain</p> <p>Medicare covered services include:</p> <p>Up to 12 visits in 90 days are covered for Medicare beneficiaries who have symptoms that meet the definition of chronic low back pain.</p> <p>For the purpose of this benefit, chronic low back pain is defined as:</p> <ul style="list-style-type: none"> • Lasting 12 weeks or longer; • nonspecific, in that it has no identifiable systemic cause (i.e., not associated with metastatic, inflammatory, infectious, etc. disease); • not associated with surgery; and • not associated with pregnancy. <p>An additional 8 sessions, for a total of up to 20 sessions per calendar year, will be covered if improvement is shown. Coverage will be discontinued if improvement is not demonstrated or regression occurs.</p> <p>Acupuncture services must be provided under supervision of a qualified physician. Independent acupuncturists may not qualify.</p> <p>You may see any willing Medicare eligible provider (i.e. Medical Doctor or Doctor of Osteopathy), who is licensed to provide this service. Your provider can answer questions regarding the scope of their licensure.</p>	<p>\$10 copay for services received in a PCP setting; \$35 copay for services received in a Specialist setting. Referral may be required.</p>	


Chapter 4. Medical Benefits Chart (what is covered and what you pay)

Services that are covered for you	What you must pay when you get these services	
	In-Network	Point-of-Service (POS)
<p>Acupuncture for chronic low back pain (continued)</p> <p>Provider Requirements:</p> <p>Physicians (as defined in 1861(r)(1) of the Social Security Act (the Act) may furnish acupuncture in accordance with applicable state requirements.</p> <p>Physician assistants (PAs), nurse practitioners (NPs)/clinical nurse specialists (CNSs) (as identified in 1861(aa)(5) of the Act), and auxiliary personnel may furnish acupuncture if they meet all applicable state requirements and have:</p> <ul style="list-style-type: none"> • a masters or doctoral level degree in acupuncture or Oriental Medicine from a school accredited by the Accreditation Commission on Acupuncture and Oriental Medicine (ACAOM); and, • a current, full, active, and unrestricted license to practice acupuncture in a State, Territory, or Commonwealth (i.e. Puerto Rico) of the United States, or District of Columbia. <p>Auxiliary personnel furnishing acupuncture must be under the appropriate level of supervision of a physician, PA, or NP/CNS required by our regulations at 42 CFR §§ 410.26 and 410.27.</p>		



Chapter 4. Medical Benefits Chart (what is covered and what you pay)

Services that are covered for you	What you must pay when you get these services	
	In-Network	Point-of-Service (POS)
Ambulance services <ul style="list-style-type: none"> Covered ambulance services include fixed wing, rotary wing, and ground ambulance services, to the nearest appropriate facility that can provide care only if they are furnished to a member whose medical condition is such that other means of transportation could endanger the person's health or if authorized by the plan Non-emergency transportation by ambulance is appropriate if it is documented that the member's condition is such that other means of transportation could endanger the person's health and that transportation by ambulance is medically required 	<p>Prior authorization is required for non-emergent transportation services</p> <p>\$250 copay for each Medicare covered ground transportation service.</p> <p>\$250 copay for each Medicare covered air transportation service.</p> <p>Cost sharing applies to each one-way trip.</p>	<p>Prior authorization is required for non-emergent transportation services</p> <p>\$250 copay for each Medicare covered ground transportation service when using your POS benefit.</p> <p>\$250 copay for each Medicare covered air transportation service when using your POS benefit.</p> <p>Cost sharing applies to each one-way trip.</p>
Annual routine physical exam <p>In addition to the "Welcome to Medicare" exam or the "Annual wellness visit", our plan covers one routine physical exam each calendar year.</p> <p>The routine physical exam includes a comprehensive physical examination and evaluation of your health status, including any chronic diseases.</p> <p>Please note: a separate cost sharing may apply if additional services are provided.</p>	<p>\$0 copay for one routine physical exam each calendar year.</p> <p>If you also are treated, monitored or have lab work for a new or existing medical condition during the physical exam visit, the appropriate cost sharing will apply for care received for that medical condition.</p>	<p>30% of the total allowed amount for one routine physical exam each calendar year when using your POS benefit.</p>




Chapter 4. Medical Benefits Chart (what is covered and what you pay)

Services that are covered for you	What you must pay when you get these services	
	In-Network	Point-of-Service (POS)
 Annual wellness visit <p>If you've had Part B for longer than 12 months, you can get an annual wellness visit to develop or update a personalized prevention plan based on your current health and risk factors. This is covered once every 12 months.</p> <p>Note: Your first annual wellness visit can't take place within 12 months of your "Welcome to Medicare" preventive visit. However, you don't need to have had a "Welcome to Medicare" visit to be covered for annual wellness visits after you've had Part B for 12 months.</p> <p>If you also are treated, monitored or have lab work for a new or existing medical condition during the annual wellness visit, the appropriate cost sharing will apply for care received for that medical condition.</p>	<p>There is no coinsurance, copayment, or deductible for the annual wellness visit.</p>	<p>30% of the total allowed amount for a Medicare covered annual wellness visit when using your POS benefit.</p>


Chapter 4. Medical Benefits Chart (what is covered and what you pay)

Services that are covered for you	What you must pay when you get these services	
	In-Network	Point-of-Service (POS)
 Bone mass measurement <p>For qualified individuals (generally, this means people at risk of losing bone mass or at risk of osteoporosis), the following services are covered every 24 months or more frequently if medically necessary: procedures to identify bone mass, detect bone loss, or determine bone quality, including a physician's interpretation of the results.</p> <p>Please note: a separate cost sharing may apply if additional services are provided.</p>	<p>There is no coinsurance, copayment, or deductible for Medicare covered bone mass measurement.</p>	<p>30% of the total allowed amount for a Medicare covered bone mass measurement when using your POS benefit.</p>
 Breast cancer screening (mammograms) <p>Covered services include:</p> <ul style="list-style-type: none"> • One baseline mammogram between the ages of 35 and 39 • One screening mammogram every 12 months for women age 40 and older • Clinical breast exams once every 24 months <p>Please note: a separate cost sharing may apply if additional services are provided.</p>	<p>There is no coinsurance, copayment, or deductible for covered screening mammograms.</p>	<p>30% of the total allowed amount for Medicare covered breast cancer screenings when using your POS benefit.</p>
Cardiac rehabilitation services <p>Comprehensive programs of cardiac rehabilitation services that include exercise, education, and counseling are covered for members who meet certain conditions with a doctor's order. The plan also covers intensive cardiac rehabilitation programs that are typically more rigorous or more intense than cardiac rehabilitation programs.</p>	<p>Prior authorization may be required.</p> <p>\$35 copay per provider per day for each Medicare covered cardiac rehab service.</p> <p>\$50 copay per provider per day for each Medicare covered intensive cardiac rehab service.</p>	<p>Prior authorization may be required.</p> <p>30% of the total allowed amount for each Medicare covered cardiac rehab visit when using your POS benefit.</p> <p>30% of the total allowed amount for each Medicare covered intensive cardiac rehab visit when using your POS benefit.</p>


Chapter 4. Medical Benefits Chart (what is covered and what you pay)

Services that are covered for you	What you must pay when you get these services	
	In-Network	Point-of-Service (POS)
 Cardiovascular disease risk reduction visit (therapy for cardiovascular disease) <p>We cover one visit per year with your primary care doctor to help lower your risk for cardiovascular disease. During this visit, your doctor may discuss aspirin use (if appropriate), check your blood pressure, and give you tips to make sure you're eating healthy.</p> <p>Please note: a separate cost sharing may apply if additional services are provided.</p>	<p>There is no coinsurance, copayment, or deductible for the intensive behavioral therapy cardiovascular disease preventive benefit.</p>	<p>30% of the total allowed amount for a Medicare covered cardiovascular disease risk reduction visit when using your POS benefit.</p>
 Cardiovascular disease testing <p>Blood tests for the detection of cardiovascular disease (or abnormalities associated with an elevated risk of cardiovascular disease) once every 5 years (60 months).</p> <p>Please note: a separate cost sharing may apply if additional services are provided.</p>	<p>There is no coinsurance, copayment, or deductible for cardiovascular disease testing that is covered once every 5 years.</p>	<p>30% of the total allowed amount for Medicare covered cardiovascular disease testing when using your POS benefit.</p>
 Cervical and vaginal cancer screening <p>Covered services include:</p> <ul style="list-style-type: none"> For all women: Pap tests and pelvic exams are covered once every 24 months If you are at high risk of cervical or vaginal cancer or you are of childbearing age and have had an abnormal Pap test within the past 3 years: one Pap test every 12 months <p>Please note: a separate cost sharing may apply if additional services are provided.</p>	<p>There is no coinsurance, copayment, or deductible for Medicare covered preventive Pap and pelvic exams.</p>	<p>30% of the total allowed amount for Medicare covered cervical and vaginal cancer screenings when using your POS benefit.</p>

Chapter 4. Medical Benefits Chart (what is covered and what you pay)

Services that are covered for you	What you must pay when you get these services	
	In-Network	Point-of-Service (POS)
Chiropractic services Covered services include: <ul style="list-style-type: none"> We cover only manual manipulation of the spine to correct subluxation See Section 3.1 for exclusions 	\$20 copay for each Medicare covered chiropractic visit. Referral may be required.	30% of the total allowed amount for each Medicare covered chiropractic visit when using your POS benefit.
 Colorectal cancer screening For people 50 and older, the following are covered: <ul style="list-style-type: none"> Flexible sigmoidoscopy (or screening barium enema as an alternative) every 48 months One of the following every 12 months: <ul style="list-style-type: none"> Guaiac-based fecal occult blood test (gFOBT) Fecal immunochemical test (FIT) DNA based colorectal screening every 3 years For people at high risk of colorectal cancer, we cover: <ul style="list-style-type: none"> Screening colonoscopy (or screening barium enema as an alternative) every 24 months For people not at high risk of colorectal cancer, we cover: <ul style="list-style-type: none"> Screening colonoscopy every 10 years (120 months), but not within 48 months of a screening sigmoidoscopy Please note: a separate cost sharing may apply if additional services are provided.	There is no coinsurance, copayment, or deductible for a Medicare covered colorectal cancer screening exam. \$0 copay for each Medicare covered barium enema.	30% of the total allowed amount for Medicare covered colorectal cancer screenings when using your POS benefit. 30% of the total allowed amount for each Medicare covered barium enema when using your POS benefit.



Chapter 4. Medical Benefits Chart (what is covered and what you pay)

Services that are covered for you	What you must pay when you get these services	
	In-Network	Point-of-Service (POS)
 Colorectal cancer screening (continued) See the Outpatient surgery, including services provided at hospital outpatient facilities and ambulatory surgical centers for cost sharing information when colonoscopy services are considered diagnostic rather than screening (for example, personal history or current symptoms).		
Dental services (Medicare covered) In general, preventive dental services (such as cleaning, routine dental exams, and dental x-rays) are not covered by Original Medicare. We cover: <ul style="list-style-type: none"> Dental care required to treat illness or injury that may be covered as inpatient or outpatient by a Medicare provider. 	Prior authorization may be required. \$35 copay for each Medicare covered dental service. Referral may be required.	Prior authorization may be required. 30% of the total allowed amount for each Medicare covered dental service when using your POS benefit.
Dental services (Supplemental)* We cover additional dental services not covered by Original Medicare. Services must be received from dental providers that have not opted out of or precluded from Medicare. If you go to a dental provider who has opted out of or precluded from Medicare, you will be responsible for the full cost of the services you receive. Check with your dental provider before receiving services to confirm that they are not an opt-out provider.	For services to be considered in-network, treatment must be rendered by a contracted participating Delta Dental of Oregon Medicare Advantage dentist.	


Chapter 4. Medical Benefits Chart (what is covered and what you pay)

Services that are covered for you	What you must pay when you get these services	
	In-Network	Point-of-Service (POS)
<p>Dental services (Supplemental)* (continued)</p> <p>Covered dental services include:</p> <ul style="list-style-type: none"> • Cleanings • Dental exams and other diagnostic services • Fluoride treatment • Dental X-rays • Restorative services • Endodontics • Periodontics • Prosthodontics • Extractions and oral surgery <p>Coverage of these services is limited to specific dental codes. Contact Customer Service for more information.</p> <p>Dental service benefit reimbursements are based on the allowed amount.</p> <p>Benefit allowance for out-of-network services is based on non-participating provider fee schedules, and may result in additional out of pocket costs.</p> <p>Any additional services beyond frequency limits will be member responsibility.</p> <p>*Any costs you may have to pay out of pocket for supplemental dental services do not count toward your plan maximum out-of-pocket amount.</p>	<p>The following dental services do not apply to the annual \$500 maximum when done by a Delta Dental of Oregon Medicare Advantage dentist:</p> <ul style="list-style-type: none"> • Periodic (routine) or comprehensive examinations are covered (up to two per calendar year) • Complete series x-rays or a panoramic film is covered (once in any 5-year period) • Single tooth x-rays (as needed up to 10 per calendar year). • Supplementary bitewing x-rays are covered (once in any calendar year) • Prophylaxis (cleaning) or periodontal maintenance is covered (up to two per calendar year) 	<p>You have a combined in-network and out-of-network benefit maximum of up to \$500 per calendar year for preventive, diagnostic, and comprehensive dental services.</p> <ul style="list-style-type: none"> • Periodic (routine) or comprehensive examinations are covered (up to two per calendar year) • Complete series x-rays or a panoramic film is covered (once in any 5-year period) • Single tooth x-rays (as needed up to 10 per calendar year). • Supplementary bitewing x-rays are covered (once in any calendar year) • Prophylaxis (cleaning) or periodontal maintenance is covered (up to two per calendar year)

Chapter 4. Medical Benefits Chart (what is covered and what you pay)

Services that are covered for you	What you must pay when you get these services	
	In-Network	Point-of-Service (POS)
Dental services (Supplemental)* (continued)	All other covered dental services done by a Delta Dental of Oregon Medicare Advantage dentist are covered up to a combined in-network and out-of-network benefit maximum allowance of \$500 per calendar year.	All services apply to the combined in-network and out-of-network benefit maximum.
 Depression screening <p>We cover one screening for depression per year. The screening must be done in a primary care setting that can provide follow-up treatment and/or referrals.</p> <p>Please note: a separate cost sharing may apply if additional services are provided.</p>	There is no coinsurance, copayment, or deductible for an annual depression screening visit.	30% of the total allowed amount for a Medicare covered depression screening when using your POS benefit.
 Diabetes screening <p>We cover this screening (includes fasting glucose tests) if you have any of the following risk factors: high blood pressure (hypertension), history of abnormal cholesterol and triglyceride levels (dyslipidemia), obesity, or a history of high blood sugar (glucose). Tests may also be covered if you meet other requirements, like being overweight and having a family history of diabetes.</p> <p>Based on the results of these tests, you may be eligible for up to two diabetes screenings every 12 months.</p> <p>Please note: a separate cost sharing may apply if additional services are provided.</p>	There is no coinsurance, copayment, or deductible for the Medicare covered diabetes screening tests.	30% of the total allowed amount for each Medicare covered diabetes screening test when using your POS benefit.

Chapter 4. Medical Benefits Chart (what is covered and what you pay)

Services that are covered for you	What you must pay when you get these services	
	In-Network	Point-of-Service (POS)
Diabetes self-management training, diabetic services and supplies For all people who have diabetes (insulin and non-insulin users). Covered services include: <ul style="list-style-type: none"> Supplies to monitor your blood glucose: Blood glucose monitor, blood glucose test strips, lancet devices and lancets, and glucose-control solutions for checking the accuracy of test strips and monitors. The most recent list of preferred suppliers is available in our provider directory found on our website www.yoursummithealth.com. For people with diabetes who have severe diabetic foot disease: One pair per calendar year of therapeutic custom-molded shoes (including inserts provided with such shoes) and two additional pairs of inserts, or one pair of depth shoes and three pairs of inserts (not including the non-customized removable inserts provided with such shoes). Coverage includes fitting.  Diabetes self-management training is covered under certain conditions.	Prior authorization may be required. \$0 copay for Medicare covered diabetic monitoring supplies (excluding DME related supplies). 20% of the total allowed amount for Medicare covered diabetic therapeutic shoes or inserts. Test strips and devices are limited to the plan's preferred manufacturers. All in-network diabetic supplies and/or devices should be provided and arranged through plan-authorized provider. \$0 copay for each Medicare covered self-management training.	Prior authorization may be required. 30% of the total allowed amount for Medicare covered diabetic monitoring supplies (excluding DME related supplies) when using your POS benefit. 30% of the total allowed amount for Medicare covered diabetic therapeutic shoes or inserts when using your POS benefit. 30% of the total allowed amount for each Medicare covered self-management training when using your POS benefit.

Chapter 4. Medical Benefits Chart (what is covered and what you pay)

Services that are covered for you	What you must pay when you get these services	
	In-Network	Point-of-Service (POS)
Diabetes self-management training, diabetic services and supplies (continued) For members that meet criteria, the plan offers an enhanced diabetes management program in partnership with Livongo. The program includes interventional coaching, management tools, as well as blood glucose meter and related testing supplies. Please note: a separate cost sharing may apply if additional services are provided.	\$0 copay for enhanced diabetes management services.	Enhanced diabetes management services are not available out-of-network.


Chapter 4. Medical Benefits Chart (what is covered and what you pay)

Services that are covered for you	What you must pay when you get these services	
	In-Network	Point-of-Service (POS)
<p>Durable medical equipment (DME) and related supplies</p> <p>(For a definition of “durable medical equipment,” see Chapter 10 of this booklet.)</p> <p>Covered items include, but are not limited to: wheelchairs, crutches, powered mattress systems, continuous glucose monitors (CGMs) and related supplies, insulin pumps and related supplies, hospital beds ordered by a provider for use in the home, IV infusion pumps, speech generating devices, oxygen equipment, nebulizers, and walkers.</p> <p>For all other diabetic supplies that are not associated with the specified medical equipment, see: “Diabetes self-management training, diabetic services and supplies”.</p> <p>We cover all medically necessary DME covered by Original Medicare. If our supplier in your area does not carry a particular brand or manufacturer, you may ask them if they can special order it for you. The most recent list of preferred suppliers is available in our provider directory found on our website www.yoursummithealth.com.</p> <p>Continuous Glucose Monitors (CGMs) are limited to our preferred manufacturers, Dexcom and Libre. We will not cover other brands and manufacturers unless your doctor or other provider tells us that the brand is appropriate for your medical needs.</p> <p>If you are new to Summit Health Core (HMO-POS) and are using a brand of DME that is not on our list, we will continue to cover this brand for you for up to 90 days. During this time, you should talk with your doctor to decide what brand is medically appropriate for you after this 90-day period.</p>	<p>Prior authorization may be required.</p> <p>20% of the total allowed amount for Medicare covered durable medical equipment and related supplies.</p> <p>Continuous Glucose Monitors (CGMs) are limited to the plan's preferred manufacturers, Dexcom and Libre (Abbott).</p> <p>Please see the “Diabetes self-management training, diabetic services and supplies” section of this chart for details about blood glucose meters, supplies, and other diabetic services.</p>	<p>Prior authorization may be required.</p> <p>30% of the total allowed amount for Medicare covered durable medical equipment and related supplies when using your POS benefit.</p> <p>Continuous Glucose Monitors (CGMs) are limited to the plan's preferred manufacturers, Dexcom and Libre (Abbott).</p> <p>Please see the “Diabetes self-management training, diabetic services and supplies” section of this chart for details about blood glucose meters, supplies, and other diabetic services.</p>

Chapter 4. Medical Benefits Chart (what is covered and what you pay)

Services that are covered for you	What you must pay when you get these services	
	In-Network	Point-of-Service (POS)
<p>Durable medical equipment (DME) and related supplies (continued)</p> <p>(If you disagree with your doctor, you can ask him or her to refer you for a second opinion.) If you (or your provider) don't agree with the plan's coverage decision, you or your provider may file an appeal. You can also file an appeal if you don't agree with your provider's decision about what product or brand is appropriate for your medical condition. (For more information about appeals, see Chapter 9, <i>What to do if you have a problem or complaint (coverage decisions, appeals, complaints)</i>.)</p>		
<p>Emergency care</p> <p>Emergency care refers to services that are:</p> <ul style="list-style-type: none"> Furnished by a provider qualified to furnish emergency services, and Needed to evaluate or stabilize an emergency medical condition. <p>A medical emergency is when you, or any other prudent layperson with an average knowledge of health and medicine, believe that you have medical symptoms that require immediate medical attention to prevent loss of life, loss of a limb, or loss of function of a limb. The medical symptoms may be an illness, injury, severe pain, or a medical condition that is quickly getting worse.</p> <p>Cost sharing for necessary emergency services furnished out-of-network is the same as for such services furnished in-network.</p> <p>Emergency care is covered Worldwide. Please see "Worldwide emergency and urgent care services" in this benefits grid for benefit details.</p>	<p>\$90 copay for each Medicare covered emergency room visit.</p> <p>Your emergency room copayment is waived if you are admitted to the hospital within 24 hours for the same condition.</p> <p>If Observation Services are rendered due to a related ER transfer, only Observation cost-sharing applies.</p> <p>\$0 copay for via text/chat functionality with optional interactive video capability with board-certified physicians in partnership with CirrusMD. Visit our website at yoursummithealth.com/cirrusmd for details.</p> <p>If you receive emergency care at an out-of-network hospital and need inpatient care after your emergency condition is stabilized, you must return to a network hospital in order for your care to continue to be covered or you must have your inpatient care at the out-of-network hospital authorized by the plan and your cost is the cost sharing you would pay at a network hospital.</p>	


Chapter 4. Medical Benefits Chart (what is covered and what you pay)

Services that are covered for you	What you must pay when you get these services	
	In-Network	Point-of-Service (POS)
 Health and wellness education programs The Silver&Fit® Healthy Aging and Exercise Program and the Silver&Fit® Connected™ tool Members have the following choices available at no cost to them: <ul style="list-style-type: none"> • 8,000+ on-demand videos through the website and mobile app digital library, including the Silver&Fit Signature Series Classes®. • Participating Fitness Center Membership, including some classes such as low-impact classes focused on improving and increasing muscular strength and endurance, mobility, flexibility, range of motion, balance, agility, and coordination. • One home fitness kit per benefit year from a variety of fitness categories. • Healthy Aging Coaching sessions by telephone with a trained coach to discuss topics like exercise, nutrition, social isolation, and brain health. • The Silver&Fit Connected™ tool for tracking activity. • Online Healthy Aging classes. • Online quarterly newsletter. <p>*Non-standard services that call for an added fee are not part of the Silver&Fit program and will not be reimbursed. The Silver&Fit program is provided by American Specialty Health Fitness, Inc. (ASH Fitness), a subsidiary of American Specialty Health Incorporated (ASH). For more information or to sign up for this program, visit www.SilverandFit.com or call Silver&Fit toll free at 1-877-427-4788. (TTY: 711).</p>	<p>\$0 copay for each health and wellness education program.</p> <p>You must use a fitness center participating in the ASH Fitness network. You can request to have your fitness center added to their network.</p> <p>For questions, call Customer Service (phone numbers are printed on the back cover of this booklet.)</p>	<p>The Silver&Fit Exercise & Healthy Aging Program and the Silver&Fit Connected™ tool are not available out-of-network.</p> <p>Any health and wellness services received outside of these programs would be your responsibility.</p> <p>Health and wellness education programs are not available out-of-network.</p>

Chapter 4. Medical Benefits Chart (what is covered and what you pay)

Services that are covered for you	What you must pay when you get these services	
	In-Network	Point-of-Service (POS)
Hearing services (Medicare covered) Diagnostic hearing and balance evaluations performed by your provider to determine if you need medical treatment are covered as outpatient care when furnished by a physician, audiologist, or other qualified provider.	\$35 copay for each Medicare covered exam to diagnose and treat hearing and balance issues. Referral may be required.	30% of the total allowed amount for each Medicare covered exam to diagnose and treat hearing and balance issues when using your POS benefit.
Hearing services (Supplemental)* You must see a TruHearing provider to use this benefit. Call 1-844-277-8097 to schedule an appointment (for TTY, dial 711). <u>Routine hearing exam*</u> : One non-Medicare covered routine hearing exam per calendar year. <u>Hearing aids*</u> : Up to two TruHearing-branded hearing aids every calendar year (one aid per ear per calendar year). Benefit is limited to TruHearing's Advanced and Premium hearing aids, which come in various styles and colors. You must see a TruHearing provider to use this benefit. <u>Hearing aids*</u> : Your hearing aid purchase includes: <ul style="list-style-type: none"> • Follow-up provider visits within first year of hearing aid purchase • 60-day trial period • 3-year extended warranty • 80 batteries per aid Premium hearing aids are available in rechargeable style options for an additional \$50 per aid.	\$0 copay for one routine hearing exam per calendar year. \$0 copay for an unlimited number of visits for hearing aid fitting and evaluation. \$699 copay per aid for Flyte Advanced Hearing Aid Products offered by TruHearing \$999 copay per aid for Flyte Premium Hearing Aid Products offered by TruHearing	Routine hearing exam and hearing aid services are not available out-of-network. Any services received from a provider outside of the TruHearing network would be your responsibility.

Chapter 4. Medical Benefits Chart (what is covered and what you pay)

Services that are covered for you	What you must pay when you get these services	
	In-Network	Point-of-Service (POS)
<p>Hearing services (Supplemental) (continued)*</p> <p>Your benefit does not include or cover any of the following:</p> <ul style="list-style-type: none"> • Ear molds • Hearing aid accessories • Additional provider visits • Extra batteries • Hearing aids that are not TruHearing-branded hearing aids • Costs associated with loss & damage warranty claims <p>Costs associated with excluded items are the responsibility of the member and not covered by the plan.</p> <p>*Your out-of-pocket costs for routine hearing services do not count towards your plan maximum out-of-pocket amount.</p>		
<p> HIV screening</p> <p>For people who ask for an HIV screening test or who are at increased risk for HIV infection, we cover:</p> <ul style="list-style-type: none"> • One screening exam every 12 months <p>For women who are pregnant, we cover:</p> <ul style="list-style-type: none"> • Up to three screening exams during a pregnancy <p>Please note: a separate cost sharing may apply if additional services are provided.</p>	<p>There is no coinsurance, copayment, or deductible for members eligible for Medicare covered preventive HIV screening.</p>	<p>30% of the total allowed amount for each Medicare covered HIV screening when using your POS benefit.</p>

Chapter 4. Medical Benefits Chart (what is covered and what you pay)

Services that are covered for you	What you must pay when you get these services	
	In-Network	Point-of-Service (POS)
<p>Home health agency care</p> <p>Prior to receiving home health services, a doctor must certify that you need home health services and will order home health services to be provided by a home health agency. You must be homebound, which means leaving home is a major effort.</p> <p>Covered services include, but are not limited to:</p> <ul style="list-style-type: none"> • Part-time or intermittent skilled nursing and home health aide services (To be covered under the home health care benefit, your skilled nursing and home health aide services combined must total fewer than 8 hours per day and 35 hours per week) • Physical therapy, occupational therapy, and speech therapy • Medical and social services • For medical equipment and supplies, see Durable medical equipment (DME) and related supplies section in this chart 	<p>Prior authorization may be required.</p> <p>\$0 copay for Medicare covered home health services.</p>	<p>Prior authorization may be required.</p> <p>30% of the total allowed amount for Medicare covered home health services when using your POS benefit.</p>
<p>Home infusion therapy</p> <p>Home infusion therapy involves the intravenous or subcutaneous administration of drugs or biologicals to an individual at home. The components needed to perform home infusion include the drug (for example, antivirals, immune globulin), equipment (for example, a pump), and supplies (for example, tubing and catheters).</p>	<p>Prior authorization may be required.</p> <p>Non-preferred Medicare covered Part B drugs may be subject to Step Therapy. The most current list of Medicare covered Part B drugs subject to Step Therapy can be found on our website, yoursummithealth.com/medicare/StepTherapy.</p>	<p>Prior authorization may be required.</p> <p>Non-preferred Medicare covered Part B drugs may be subject to Step Therapy. The most current list of Medicare covered Part B drugs subject to Step Therapy can be found on our website, yoursummithealth.com/medicare/StepTherapy.</p>

Chapter 4. Medical Benefits Chart (what is covered and what you pay)

Services that are covered for you	What you must pay when you get these services	
	In-Network	Point-of-Service (POS)
Home infusion therapy (continued) Covered services include, but are not limited to: <ul style="list-style-type: none"> Professional services, including nursing services, furnished in accordance with the plan of care Patient training and education not otherwise covered under the durable medical equipment benefit Remote monitoring Monitoring services for the provision of home infusion therapy and home infusion drugs furnished by a qualified home infusion therapy supplier Please note: a separate cost sharing may apply if additional services are provided.	20% of the total allowed amount for Medicare covered Part B chemotherapy drugs and their administration. 20% of the total allowed amount for other Medicare covered Part B drugs and their administration. 20% of the total allowed amount of the total allowed amount for Medicare covered durable medical equipment, prosthetic devices, and related medical supplies. \$0 copay for Medicare covered home health services.	30% of the total allowed amount for Medicare covered Part B chemotherapy drugs and their administration when using your POS benefit. 30% of the total allowed amount for other Medicare covered Part B drugs and their administration when using your POS benefit. 30% of the total allowed amount of the total allowed amount for Medicare covered durable medical equipment, prosthetic devices, and related medical supplies when using your POS benefit. 30% of the total allowed amount for Medicare covered home health services when using your POS benefit.


Chapter 4. Medical Benefits Chart (what is covered and what you pay)

Services that are covered for you	What you must pay when you get these services	
	In-Network	Point-of-Service (POS)
<p>Hospice care</p> <p>You may receive care from any Medicare-certified hospice program. You are eligible for the hospice benefit when your doctor and the hospice medical director have given you a terminal prognosis certifying that you're terminally ill and have 6 months or less to live if your illness runs its normal course. Your hospice doctor can be a network provider or an out-of-network provider.</p> <p>Covered services include:</p> <ul style="list-style-type: none"> • Drugs for symptom control and pain relief • Short-term respite care • Home care <p><u>For hospice services and for services that are covered by Medicare Part A or B and are related to your terminal prognosis:</u> Original Medicare (rather than our plan) will pay for your hospice services and any Part A and Part B services related to your terminal prognosis. While you are in the hospice program, your hospice provider will bill Original Medicare for the services that Original Medicare pays for.</p>	<p>When you enroll in a Medicare-certified hospice program, your hospice services and your Part A and Part B services related to your terminal prognosis are paid for by Original Medicare, not Summit Health Core (HMO-POS).</p> <p>Our plan covers hospice consultation services (one time only) for a terminally ill person who hasn't elected the hospice benefit.</p> <p>\$10 copay if you have a hospice consultation by a Primary Care Provider (PCP) before electing hospice.</p> <p>\$35 copay if you have a hospice consultation by a Specialist before electing hospice. Referral may be required.</p>	<p>30% of the total allowed amount for a hospice consultation with a PCP when using your POS benefit.</p> <p>30% of the total allowed amount for a hospice consultation with a Specialist when using your POS benefit.</p>

Chapter 4. Medical Benefits Chart (what is covered and what you pay)

Services that are covered for you	What you must pay when you get these services	
	In-Network	Point-of-Service (POS)
<p>Hospice care (continued)</p> <p><u>For services that are covered by Medicare Part A or B and are not related to your terminal prognosis:</u> If you need non-emergency, non-urgently needed services that are covered under Medicare Part A or B and that are not related to your terminal prognosis, your cost for these services depends on whether you use a provider in our plan's network:</p> <ul style="list-style-type: none"> • If you obtain the covered services from a network provider, you only pay the plan cost-sharing amount for in-network services • If you obtain the covered services from an out-of-network provider, you pay the cost sharing under Fee-for-Service Medicare (Original Medicare) <p><u>For services that are covered by Summit Health Core (HMO-POS) but are not covered by Medicare Part A or B:</u> Summit Health Core (HMO-POS) will continue to cover plan-covered services that are not covered under Part A or B whether or not they are related to your terminal prognosis. You pay your plan cost-sharing amount for these services.</p> <p>Note: If you need non-hospice care (care that is not related to your terminal prognosis), you should contact us to arrange the services.</p>		

Chapter 4. Medical Benefits Chart (what is covered and what you pay)

Services that are covered for you	What you must pay when you get these services	
	In-Network	Point-of-Service (POS)
 Immunizations Covered Medicare Part B services include: <ul style="list-style-type: none"> • Pneumonia vaccine(s) - The first Pneumonia vaccine is covered at any time. An additional vaccine is covered if it's given one year (or later) after the first vaccination. Talk with your doctor or other health care provider to see if you need one or both of the pneumococcal immunizations. • Flu shots, once each flu season in the fall and winter, with additional flu shots if medically necessary • Hepatitis B vaccine if you are at high or intermediate risk of getting Hepatitis B • COVID-19 vaccines • Other vaccines if you are at risk and they meet Medicare Part B coverage rules Please note: a separate cost sharing may apply if additional services are provided.	There is no coinsurance, copayment, or deductible for the pneumonia, influenza, Hepatitis B, and COVID-19 vaccines.	30% of the total allowed amount for each Medicare covered pneumonia, influenza, and Hepatitis B vaccines when using your POS benefit.. There is no coinsurance for COVID-19 vaccines.

Chapter 4. Medical Benefits Chart (what is covered and what you pay)

Services that are covered for you	What you must pay when you get these services	
	In-Network	Point-of-Service (POS)
<p>Inpatient hospital care</p> <p>Includes inpatient acute, inpatient rehabilitation, long-term care hospitals, and other types of inpatient hospital services. Inpatient hospital care starts the day you are formally admitted to the hospital with a doctor's order. The day before you are discharged is your last inpatient day.</p> <p>There is no limit to the number of days covered by the plan each benefit period.</p> <p>Covered services include but are not limited to:</p> <ul style="list-style-type: none"> • Semi-private room (or a private room if medically necessary) • Meals including special diets • Regular nursing services • Costs of special care units (such as intensive care or coronary care units) • Drugs and medications • Lab tests • X-rays and other radiology services • Necessary surgical and medical supplies • Use of appliances, such as wheelchairs • Operating and recovery room costs • Physical, occupational, and speech language therapy • Inpatient substance abuse services 	<p>Prior authorization may be required.</p> <p>\$350 copay per day for days 1-5; \$0 copay per day for days 6 & beyond for Medicare covered inpatient hospital care.</p> <p>A benefit period starts the day you are admitted to the hospital or skilled nursing facility. It ends when you go for 60 days in a row without hospital or skilled nursing care.</p> <p>If you go into the hospital after one benefit period has ended, a new benefit period begins.</p> <p>There is no limit to the number of benefit periods you can have.</p>	<p>Prior authorization may be required.</p> <p>30% of the total allowed amount for Medicare covered inpatient hospital care when using your POS benefit.</p> <p>A benefit period starts the day you are admitted to the hospital or skilled nursing facility. It ends when you go for 60 days in a row without hospital or skilled nursing care.</p> <p>If you go into the hospital after one benefit period has ended, a new benefit period begins.</p> <p>There is no limit to the number of benefit periods you can have.</p> <p>If you get authorized inpatient care at an out-of-network hospital after your emergency condition is stabilized, your cost is the cost sharing you would pay at a network hospital.</p>

Chapter 4. Medical Benefits Chart (what is covered and what you pay)

Services that are covered for you	What you must pay when you get these services	
	In-Network	Point-of-Service (POS)
Inpatient hospital care (continued) <ul style="list-style-type: none"> Under certain conditions, the following types of transplants are covered: corneal, kidney, kidney-pancreatic, heart, liver, lung, heart/lung, bone marrow, stem cell, and intestinal/multivisceral. If you need a transplant, we will arrange to have your case reviewed by a Medicare-approved transplant center that will decide whether you are a candidate for a transplant. Transplant providers may be local or outside of the service area. If our in-network transplant services are outside the community pattern of care, you may choose to go locally as long as the local transplant providers are willing to accept the Original Medicare rate. If Summit Health Core (HMO-POS) provides transplant services at a location outside the pattern of care for transplants in your community and you choose to obtain transplants at this distant location, we will arrange or pay for appropriate lodging and transportation costs for you and a companion. The reimbursements for transportation costs are while you and your companion are traveling to and from your home to the medical providers for services related to the transplant care. Transportation and lodging costs will be reimbursed for travel mileage and lodging consistent with current IRS travel mileage and lodging guidelines on the date the services are rendered. 		

Chapter 4. Medical Benefits Chart (what is covered and what you pay)

Services that are covered for you	What you must pay when you get these services	
	In-Network	Point-of-Service (POS)
<p>Inpatient hospital care (continued)</p> <p>Accommodations for lodging will be reimbursed at the lesser of: 1) billed charges, or 2) consistent with IRS guidelines for maximum lodging for that location. You can access current reimbursement information on the US General Services Administration website at www.gsa.gov.</p> <p>For more information on how and where to submit a claim, please refer to “How to ask us to pay you back or to pay a bill you have received” section of this booklet.</p> <ul style="list-style-type: none"> Blood* - including storage and administration. Coverage of whole blood and packed red cells begins only with the fourth pint of blood that you need - you must either pay the costs for the first three pints of blood you get in a calendar year or have the blood donated by you or someone else. All other components of blood are covered beginning with the first pint used. Physician services <p>Note: To be an inpatient, your provider must write an order to admit you formally as an inpatient of the hospital. Even if you stay in the hospital overnight, you might still be considered an “outpatient.” If you are not sure if you are an inpatient or an outpatient, you should ask the hospital staff.</p>	<p>\$0 copay for Medicare covered blood services starting with the fourth pint of blood that you need.</p> <p>*Your out-of-pocket costs for the first 3 pints of blood do not count toward your plan maximum out-of-pocket amount.</p>	<p>30% of the total allowed amount for Medicare covered blood services starting with the fourth pint of blood that you need, when using your POS benefit.</p> <p>*Your out-of-pocket costs for the first 3 pints of blood do not count toward your plan maximum out-of-pocket amount.</p>



Chapter 4. Medical Benefits Chart (what is covered and what you pay)

Services that are covered for you	What you must pay when you get these services	
	In-Network	Point-of-Service (POS)
Inpatient hospital care (continued) You can also find more information in a Medicare fact sheet called “Are You a Hospital Inpatient or Outpatient? If You Have Medicare – Ask!” This fact sheet is available on the Web at www.medicare.gov/Pubs/pdf/11435-Are-You-an-Inpatient-or-Outpatient.pdf or by calling 1-800-MEDICARE (1-800-633-4227). TTY users call 1-877-486-2048. You can call these numbers for free, 24 hours a day, 7 days a week.		
Inpatient mental health care <ul style="list-style-type: none"> Covered services include mental health care services that require a hospital stay. There is a 190-day lifetime limit for inpatient services in a psychiatric hospital. The 190-day limit does not apply to inpatient mental health services provided in a psychiatric unit of a general hospital. A benefit period starts the day you are admitted to the hospital or skilled nursing facility. It ends when you go for 60 days in a row without hospital or skilled nursing care. If you go into the hospital after one benefit period has ended, a new benefit period begins. 	Prior authorization may be required. \$350 copay per day for days 1-5; \$0 copay per day for days 6-90 Medicare covered inpatient mental health care. \$0 copay per day for days 91-190 for Medicare covered lifetime reserve days. You have a 190-day lifetime limit for inpatient services in a psychiatric hospital. After the 190-day lifetime limit, you pay the remaining costs. *Your out-of-pocket costs once a benefit limit has been reached will not count toward your out-of-pocket maximum.	Prior authorization may be required. 30% of the total allowed amount for Medicare covered inpatient mental health care when using your POS benefit. 30% of the total allowed amount for Medicare covered lifetime reserve days when using your POS benefit. You have a 190-day lifetime limit for inpatient services in a psychiatric hospital. After the 190-day lifetime limit, you pay the remaining costs. *Your out-of-pocket costs once a benefit limit has been reached will not count toward your out-of-pocket maximum.

Chapter 4. Medical Benefits Chart (what is covered and what you pay)

Services that are covered for you	What you must pay when you get these services	
	In-Network	Point-of-Service (POS)
<p>Inpatient stay: Covered services received in a hospital or SNF during a non-covered inpatient stay</p> <p>If you have exhausted your inpatient benefits or if the inpatient stay is not reasonable and necessary, we will not cover your inpatient stay. However, in some cases, we will cover certain services you receive while you are in the hospital or the skilled nursing facility (SNF). Covered services include, but are not limited to:</p> <ul style="list-style-type: none"> • Physician services • Diagnostic tests (like lab tests) • X-ray, radium, and isotope therapy including technician materials and services • Surgical dressings • Splints, casts and other devices used to reduce fractures and dislocations • Prosthetics and orthotics devices (other than dental) that replace all or part of an internal body organ (including contiguous tissue), or all or part of the function of a permanently inoperative or malfunctioning internal body organ, including replacement or repairs of such devices • Leg, arm, back, and neck braces; trusses; and artificial legs, arms, and eyes including adjustments, repairs, and replacements required because of breakage, wear, loss, or a change in the patient's physical condition • Physical therapy, speech therapy, and occupational therapy 	<p>Prior authorization may be required.</p> <p>Physician services Please refer to "Physician/Practitioner Services, Including Doctor's Office Visits" section in this chart.</p> <p>Diagnostic and radiological services, surgical dressings, and splints Please refer to "Outpatient Diagnostic Tests and Therapeutic Services and Supplies" section in this chart.</p> <p>Prosthetics, orthotics, and outpatient medical/therapeutic supplies Please refer to "Prosthetic Devices and Related Supplies" section in this chart.</p> <p>Physical, speech, and occupational therapy services Please refer to "Outpatient Rehabilitation Services" section in this chart.</p>	


Chapter 4. Medical Benefits Chart (what is covered and what you pay)

Services that are covered for you	What you must pay when you get these services	
	In-Network	Point-of-Service (POS)
 Medical nutrition therapy <p>This benefit is for people with diabetes, renal (kidney) disease (but not on dialysis), or after a kidney transplant when ordered by your doctor.</p> <p>We cover 3 hours of one-on-one counseling services during your first year that you receive medical nutrition therapy services under Medicare (this includes our plan, any other Medicare Advantage plan, or Original Medicare), and 2 hours each year after that. If your condition, treatment, or diagnosis changes, you may be able to receive more hours of treatment with a physician's order. A physician must prescribe these services and renew their order yearly if your treatment is needed into the next calendar year.</p> <p>Please note: a separate cost sharing may apply if additional services are provided.</p>	<p>There is no coinsurance, copayment, or deductible for members eligible for Medicare covered medical nutrition therapy services.</p>	<p>30% of the total allowed amount for Medicare covered medical nutritional therapy when using your POS benefit.</p>
 Medicare Diabetes Prevention Program (MDPP) <p>MDPP services will be covered for eligible Medicare beneficiaries under all Medicare health plans. MDPP eligible provider must be used to receive this benefit.</p> <p>MDPP is a structured health behavior change intervention that provides practical training in long-term dietary change, increased physical activity, and problem-solving strategies for overcoming challenges to sustaining weight loss and a healthy lifestyle.</p> <p>Please note: a separate cost sharing may apply if additional services are provided.</p>	<p>There is no coinsurance, copayment, or deductible for the MDPP benefit.</p>	<p>30% of the total allowed amount for the Medicare covered MDPP benefit when using your POS benefit.</p>

Chapter 4. Medical Benefits Chart (what is covered and what you pay)

Services that are covered for you	What you must pay when you get these services	
	In-Network	Point-of-Service (POS)
<p>Medicare Part B prescription drugs</p> <p>These drugs are covered under Part B of Original Medicare. Members of our plan receive coverage for these drugs through our plan. Covered drugs include:</p> <ul style="list-style-type: none"> • Drugs that usually aren't self-administered by the patient and are injected or infused while you are getting physician, hospital outpatient, or ambulatory surgical center services • Drugs you take using durable medical equipment (such as nebulizers and insulin pumps) that were authorized by the plan • Clotting factors you give yourself by injection if you have hemophilia • Immunosuppressive Drugs, if you were enrolled in Medicare Part A at the time of the organ transplant • Injectable osteoporosis drugs, if you are homebound, have a bone fracture that a doctor certifies was related to post-menopausal osteoporosis, and cannot self-administer the drug • Antigens • Certain oral anti-cancer drugs and anti-nausea drugs • Certain drugs for home dialysis, including heparin, the antidote for heparin when medically necessary, topical anesthetics, and erythropoiesis-stimulating agents (such as Epogen®, Procrit®, Epoetin Alfa, Aranesp®, or Darbepoetin Alfa) • Intravenous Immune Globulin for the home treatment of primary immune deficiency diseases 	<p>Prior authorization may be required.</p> <p>Non-preferred Medicare covered Part B drugs may be subject to Step Therapy. The most current list of Medicare covered Part B drugs subject to Step Therapy can be found on our website, yoursummithealth.com/medicare/StepTherapy.</p> <p>20% of the total allowed amount for Medicare covered Part B chemotherapy drugs and their administration.</p> <p>20% of the total allowed amount for other Medicare covered Part B drugs and their administration.</p>	<p>Prior authorization may be required.</p> <p>Non-preferred Medicare covered Part B drugs may be subject to Step Therapy. The most current list of Medicare covered Part B drugs subject to Step Therapy can be found on our website, yoursummithealth.com/medicare/StepTherapy.</p> <p>30% of the total allowed amount for Medicare covered Part B chemotherapy drugs and their administration when using your POS benefit.</p> <p>30% of the total allowed amount for other Medicare covered Part B drugs and their administration when using your POS benefit.</p>

Chapter 4. Medical Benefits Chart (what is covered and what you pay)

Services that are covered for you	What you must pay when you get these services	
	In-Network	Point-of-Service (POS)
<p>Medicare Part B prescription drugs (continued)</p> <p>The following link will take you to a list of Medicare covered Part B Drugs that may be subject to Step Therapy: yoursummithealth.com/medicare/StepTherapy.</p> <p>We also cover some vaccines under our Part B drug benefit.</p>		
<p> Obesity screening and therapy to promote sustained weight loss</p> <p>If you have a body mass index of 30 or more, we cover intensive counseling to help you lose weight. This counseling is covered if you get it in a primary care setting, where it can be coordinated with your comprehensive prevention plan. Talk to your primary care doctor or practitioner to find out more.</p> <p>Please note: a separate cost sharing may apply if additional services are provided.</p>	<p>There is no coinsurance, copayment, or deductible for preventive obesity screening and therapy.</p>	<p>30% of the total allowed amount for Medicare covered obesity screening and therapy when using your POS benefit.</p>

Chapter 4. Medical Benefits Chart (what is covered and what you pay)

Services that are covered for you	What you must pay when you get these services	
	In-Network	Point-of-Service (POS)
Opioid treatment program services Members of our plan with opioid use disorder (OUD) can receive coverage of services to treat OUD through an Opioid Treatment Program (OTP) which includes the following services: <ul style="list-style-type: none"> • U.S. Food and Drug Administration (FDA)-approved opioid agonist and antagonist medication-assisted treatment (MAT) medications. • Dispensing and administration of MAT medications (if applicable) • Substance use counseling • Individual and group therapy • Toxicology testing • Intake activities • Periodic assessments 	\$35 copay for each Medicare covered opioid treatment program service.	30% of the total allowed amount for each Medicare covered opioid treatment program service when using your POS benefit.

Chapter 4. Medical Benefits Chart (what is covered and what you pay)

Services that are covered for you	What you must pay when you get these services	
	In-Network	Point-of-Service (POS)
Outpatient diagnostic tests and therapeutic services and supplies Covered services include, but are not limited to: <ul style="list-style-type: none"> • X-rays • Electrocardiogram • Radiation (radium and isotope) therapy including technician materials and supplies • Surgical supplies, such as dressings • Splints, casts and other devices used to reduce fractures and dislocations 	Prior authorization may be required. Outpatient X-rays 20% of the total allowed amount for Medicare-covered services. Therapeutic radiology services 20% of the total allowed amount for Medicare-covered therapeutic radiology services (such as radiation treatment for cancer). Medical supplies 20% of the total allowed amount for Medicare-covered medical supplies.	Outpatient X-rays 30% of the total allowed amount for Medicare-covered services when using your POS benefit. Therapeutic radiology services 30% of the total allowed amount for Medicare-covered therapeutic radiology services (such as radiation treatment for cancer) when using your POS benefit. Medical supplies 30% of the total allowed amount for Medicare-covered medical supplies when using your POS benefit.

Chapter 4. Medical Benefits Chart (what is covered and what you pay)

Services that are covered for you	What you must pay when you get these services	
	In-Network	Point-of-Service (POS)
Outpatient diagnostic tests and therapeutic services and supplies (continued) <ul style="list-style-type: none"> Laboratory tests Blood* - including storage and administration. Coverage of whole blood and packed red cells begins only with the fourth pint of blood that you need - you must either pay the costs for the first three pints of blood you get in a calendar year or have the blood donated by you or someone else. All other components of blood are covered beginning with the first pint used. <ul style="list-style-type: none"> Other outpatient diagnostic tests 	<p>Lab services \$0 copay for Medicare covered lab services.</p> <p>Blood services \$0 copay for Medicare covered services.</p> <p>*Your out-of-pocket costs for the first 3 pints of blood do not count toward your plan maximum out-of-pocket amount.</p> <p>Diagnostic tests and procedures \$0 copay for Medicare covered diagnostic tests (such as EKG and EEG) and procedures.</p> <p>Diagnostic radiology services 20% of the total allowed amount for Medicare covered services (such as MRIs, CT, CAT, SPECT, and PET scans as well as Nuclear Cardiology).</p>	<p>Lab services 30% of the total allowed amount for Medicare covered lab services when using your POS benefit.</p> <p>Blood services 30% of the total allowed amount for Medicare covered services when using your POS benefit.</p> <p>*Your out-of-pocket costs for the first 3 pints of blood do not count toward your plan maximum out-of-pocket amount.</p> <p>Diagnostic tests and procedures 30% of the total allowed amount for Medicare covered diagnostic tests (such as EKG and EEG) and procedures when using your POS benefit.</p> <p>Diagnostic radiology services 30% of the total allowed amount for Medicare covered services (such as MRIs, CT, CAT, SPECT, and PET scans as well as Nuclear Cardiology) when using your POS benefit.</p>

Chapter 4. Medical Benefits Chart (what is covered and what you pay)

Services that are covered for you	What you must pay when you get these services	
	In-Network	Point-of-Service (POS)
<p>Outpatient hospital observation</p> <p>Observation services are hospital outpatient services given to determine if you need to be admitted as an inpatient or can be discharged.</p> <p>For outpatient hospital observation services to be covered, they must meet the Medicare criteria and be considered reasonable and necessary. Observation services are covered only when provided by the order of a physician or another individual authorized by state licensure law and hospital staff bylaws to admit patients to the hospital or order outpatient tests. When a physician orders Observation Care, the patient's status is considered outpatient.</p> <p>Note: Unless the provider has written an order to admit you as an inpatient to the hospital, you are an outpatient and pay the cost-sharing amounts for outpatient hospital services. Even if you stay in the hospital overnight, you might still be considered an "outpatient." If you are not sure if you are an outpatient, you should ask the hospital staff.</p> <p>You can also find more information in a Medicare fact sheet called "Are You a Hospital Inpatient or Outpatient? If You Have Medicare – Ask!" This fact sheet is available on the Web at www.medicare.gov/Pubs/pdf/11435-Are-You-an-Inpatient-or-Outpatient.pdf or by calling 1-800-MEDICARE (1-800-633-4227). TTY users call 1-877-486-2048. You can call these numbers for free, 24 hours a day, 7 days a week.</p>	<p>Prior authorization may be required.</p> <p>\$350 copay per stay for Medicare covered observation services.</p>	<p>Prior authorization may be required.</p> <p>30% of the total allowed amount for Medicare covered observation services when using your POS benefit.</p>

Chapter 4. Medical Benefits Chart (what is covered and what you pay)

Services that are covered for you	What you must pay when you get these services	
	In-Network	Point-of-Service (POS)
<p>Outpatient hospital services</p> <p>We cover medically-necessary services you get in the outpatient department of a hospital for diagnosis or treatment of an illness or injury.</p> <p>Covered services include, but are not limited to:</p> <ul style="list-style-type: none"> • Services in an emergency department or outpatient clinic, such as observation services or outpatient surgery • Laboratory and diagnostic tests billed by the hospital • Mental health care, including care in a partial-hospitalization program, if a doctor certifies that inpatient treatment would be required without it • X-rays and other radiology services billed by the hospital • Medical supplies such as splints and casts • Certain drugs and biologicals that you can't give yourself <p>Note: Unless the provider has written an order to admit you as an inpatient to the hospital, you are an outpatient and pay the cost-sharing amounts for outpatient hospital services. Even if you stay in the hospital overnight, you might still be considered an "outpatient." If you are not sure if you are an outpatient, you should ask the hospital staff.</p>	<p>Prior authorization may be required.</p> <p>Emergency services Please refer to "Emergency Care" section in this chart.</p> <p>Outpatient surgery Please refer to "Outpatient Surgery, Including Services Provided at Hospital Outpatient Facilities and Ambulatory Surgical Centers" and "Outpatient Hospital Observation" sections in this chart.</p> <p>Laboratory and diagnostic tests, X-rays, radiological services, and medical supplies Please refer to "Outpatient Diagnostic Tests and Therapeutic Services and Supplies" section in this chart.</p> <p>Mental health care and partial hospitalization Please refer to "Outpatient Mental Health Care" and "Partial Hospitalization Services" sections in this chart.</p> <p>Drugs and biologicals that you can't give yourself Please refer to "Medicare covered Part B Prescription Drugs" section in this chart.</p>	

Chapter 4. Medical Benefits Chart (what is covered and what you pay)

Services that are covered for you	What you must pay when you get these services	
	In-Network	Point-of-Service (POS)
Outpatient hospital services (continued) You can also find more information in a Medicare fact sheet called “Are You a Hospital Inpatient or Outpatient? If You Have Medicare – Ask!” This fact sheet is available on the Web at www.medicare.gov/Pubs/pdf/11435-Are-You-an-Inpatient-or-Outpatient.pdf or by calling 1-800-MEDICARE (1-800-633-4227). TTY users call 1-877-486-2048. You can call these numbers for free, 24 hours a day, 7 days a week.		
Outpatient mental health care Covered services include: Mental health services provided by a state-licensed psychiatrist or doctor, clinical psychologist, clinical social worker, clinical nurse specialist, nurse practitioner, physician assistant, or other Medicare-qualified mental health care professional as allowed under applicable state laws.	Psychiatrist visit \$35 copay per provider per day for each Medicare covered individual therapy visit and \$35 copay per provider per day for each group therapy visit. Other Specialist visit \$35 copay per provider per day for each Medicare covered individual therapy visit and \$35 copay per provider per day for each group therapy visit.	Psychiatrist visit 30% of the total allowed amount for each Medicare covered individual therapy visit and 30% of the total allowed amount for each group therapy visit when using your POS benefit. Other Specialist visit 30% of the total allowed amount for each Medicare covered individual therapy visit and 30% of the total allowed amount for each group therapy visit when using your POS benefit.

Chapter 4. Medical Benefits Chart (what is covered and what you pay)

Services that are covered for you	What you must pay when you get these services	
	In-Network	Point-of-Service (POS)
<p>Outpatient rehabilitation services</p> <p>Covered services include: physical therapy, occupational therapy, and speech language therapy.</p> <p>Outpatient rehabilitation services are provided in various outpatient settings, such as hospital outpatient departments, independent therapist offices, and Comprehensive Outpatient Rehabilitation Facilities (CORFs).</p>	<p>Prior authorization may be required.</p> <p>\$35 copay per provider per day for each Medicare covered occupational therapy visit.</p> <p>\$35 copay per provider per day for each Medicare covered physical therapy or speech therapy visit.</p>	<p>Prior authorization may be required.</p> <p>30% of the total allowed amount for each Medicare covered occupational therapy visit when using your POS benefit.</p> <p>30% of the total allowed amount for each Medicare covered physical therapy or speech therapy visit when using your POS benefit.</p>
<p>Outpatient substance abuse services</p> <p>Services include Medicare covered alcohol and substance abuse assessment and intervention/treatment for those with substance use disorders in a provider office or outpatient facility.</p>	<p>\$35 copay per provider per day for each Medicare covered individual therapy visit.</p> <p>\$35 copay per provider per day for each Medicare covered group therapy visit.</p>	<p>30% of the total allowed amount for each Medicare covered individual therapy visit when using your POS benefit.</p> <p>30% of the total allowed amount for each Medicare covered group therapy visit when using your POS benefit.</p>

Chapter 4. Medical Benefits Chart (what is covered and what you pay)

Services that are covered for you	What you must pay when you get these services	
	In-Network	Point-of-Service (POS)
<p>Outpatient surgery, including services provided at hospital outpatient facilities and ambulatory surgical centers</p> <p>Note: If you are having surgery in a hospital facility, you should check with your provider about whether you will be an inpatient or outpatient. Unless the provider writes an order to admit you as an inpatient to the hospital, you are an outpatient and pay the cost-sharing amounts for outpatient surgery. Even if you stay in the hospital overnight, you might still be considered an “outpatient.”</p> <p>Please note: a separate cost sharing may apply if observation services or other services, such as Part B drugs or DME are provided. Please refer to “Outpatient hospital observation” section of this chart.</p>	<p>Prior authorization may be required.</p> <p>Ambulatory surgical center \$350 copay for Medicare covered surgical services (including diagnostic colonoscopy).</p> <p>Outpatient hospital \$350 copay for Medicare covered surgical services (including diagnostic colonoscopy).</p>	<p>Prior authorization may be required.</p> <p>Ambulatory surgical center 30% of the total allowed amount for Medicare covered surgical services (including diagnostic colonoscopy) when using your POS benefit.</p> <p>Outpatient hospital 30% of the total allowed amount for Medicare covered surgical services (including diagnostic colonoscopy) when using your POS benefit.</p>
<p>Partial hospitalization services</p> <p>“Partial hospitalization” is a structured program of active psychiatric treatment provided as a hospital outpatient service, or by a community mental health center, that is more intense than the care received in your doctor’s or therapist’s office and is an alternative to inpatient hospitalization.</p>	<p>Prior authorization may be required.</p> <p>\$35 copay per provider per day for each Medicare covered partial hospitalization service.</p>	<p>Prior authorization may be required.</p> <p>30% of the total allowed amount for each Medicare covered partial hospitalization service when using your POS benefit.</p>


Chapter 4. Medical Benefits Chart (what is covered and what you pay)

Services that are covered for you	What you must pay when you get these services	
	In-Network	Point-of-Service (POS)
Physician/Practitioner services, including doctor's office visits Covered services include: <ul style="list-style-type: none"> Medically-necessary medical care or surgery services furnished in a physician's office, certified ambulatory surgical center, hospital outpatient department, or any other location Consultation, diagnosis, and treatment by a specialist Basic hearing and balance exams performed by your specialist, if your doctor orders it to see if you need medical treatment Some telehealth services including consultation, diagnosis, and treatment by a physician or practitioner, for patients in certain rural areas or other places approved by Medicare Telehealth services for monthly end-stage renal disease-related visits for home dialysis members in a hospital-based or critical access hospital-based renal dialysis center, renal dialysis facility, or the member's home Telehealth services to diagnose, evaluate, or treat symptoms of a stroke, regardless of your location Telehealth services for members with a substance use disorder or co-occurring mental health disorder, regardless of their location 	Prior authorization may be required. \$10 copay, per provider per day for each Medicare covered primary care provider office visit. \$35 copay per provider per day for each Medicare covered specialist office visit. Referral may be required. \$35 copay, per provider per day, for each Medicare covered exam to diagnose and treat hearing and balance issues. Referral may be required. \$10 copay, per provider per day for each Medicare covered primary care provider telehealth/virtual visit. \$35 copay, per provider per day for each Medicare covered specialist telehealth/virtual visit. Referral may be required.	Prior authorization may be required. 30% of the total allowed amount for each Medicare covered primary care provider office visit when using your POS benefit. 30% of the total allowed amount for each Medicare covered specialist office visit when using your POS benefit. 30% of the total allowed amount for each Medicare covered exam to diagnose and treat hearing and balance issues when using your POS benefit. 30% of the total allowed amount for each Medicare covered primary care provider telehealth/virtual visit when using your POS benefit. 30% of the total allowed amount for each Medicare covered specialist telehealth/virtual visit when using your POS benefit.

Chapter 4. Medical Benefits Chart (what is covered and what you pay)

Services that are covered for you	What you must pay when you get these services	
	In-Network	Point-of-Service (POS)
<p>Physician/Practitioner services, including doctor's office visits (continued)</p> <ul style="list-style-type: none"> Virtual check-ins (for example, by phone or video chat) with your doctor for 5-10 minutes if: <ul style="list-style-type: none"> You're not a new patient and The check-in isn't related to an office visit in the past 7 days and The check-in doesn't lead to an office visit within 24 hours or the soonest available appointment Evaluation of video and/or images you send to your doctor, and interpretation and follow-up by your doctor within 24 hours if: <ul style="list-style-type: none"> You're not a new patient and The evaluation isn't related to an office visit in the past 7 days and The evaluation doesn't lead to an office visit within 24 hours or the soonest available appointment Consultation your doctor has with other doctors by phone, internet, or electronic health record Second opinion prior to surgery Non-routine dental care (covered services are limited to surgery of the jaw or related structures, setting fractures of the jaw or facial bones, extraction of teeth to prepare the jaw for radiation treatments of neoplastic cancer disease, or services that would be covered when provided by a physician) <p>Please note: a separate cost sharing may apply if additional services are provided.</p>	<p>\$35 copay, per provider per day, for each Medicare covered dental service. Referral may be required.</p>	<p>30% of the total allowed amount for each Medicare covered dental service when using your POS benefit.</p>


Chapter 4. Medical Benefits Chart (what is covered and what you pay)

Services that are covered for you	What you must pay when you get these services	
	In-Network	Point-of-Service (POS)
Podiatry services Covered services include: <ul style="list-style-type: none"> • Diagnosis and the medical or surgical treatment of injuries and diseases of the feet (such as hammer toe or heel spurs). • Routine foot care for members with certain medical conditions affecting the lower limbs. 	\$35 copay per provider per day for each Medicare covered podiatry service. Referral may be required.	30% of the total allowed amount for each Medicare covered podiatry service when using your POS benefit.
 Prostate cancer screening exams For men age 50 and older, covered services include the following - once every 12 months: <ul style="list-style-type: none"> • Digital rectal exam • Prostate Specific Antigen (PSA) test Please note: a separate cost sharing may apply if additional services are provided.	There is no coinsurance, copayment, or deductible for an annual PSA test. \$0 copay for an annual Medicare covered digital rectal exam.	30% of the total allowed amount for an annual Medicare covered PSA test when using your POS benefit. 30% of the total allowed amount for an annual Medicare covered digital rectal exam when using your POS benefit.
Prosthetic devices and related supplies Devices (other than dental) that replace all or part of a body part or function. These include, but are not limited to: colostomy bags and supplies directly related to colostomy care, pacemakers, braces, prosthetic shoes, artificial limbs, and breast prostheses (including a surgical brassiere after a mastectomy). Includes certain supplies related to prosthetic devices, and repair and/or replacement of prosthetic devices. Also includes some coverage following cataract removal or cataract surgery – see “Vision Care” later in this section for more detail.	Prior authorization may be required. 20% of the total allowed amount for Medicare covered prosthetic devices. 20% of the total allowed amount for related Medicare covered supplies.	Prior authorization may be required. 30% of the total allowed amount for Medicare covered prosthetic devices when using your POS benefit. 30% of the total allowed amount for related Medicare covered supplies when using your POS benefit.


Chapter 4. Medical Benefits Chart (what is covered and what you pay)

Services that are covered for you	What you must pay when you get these services	
	In-Network	Point-of-Service (POS)
<p>Pulmonary rehabilitation services</p> <p>Comprehensive programs of pulmonary rehabilitation are covered for members who have moderate to very severe chronic obstructive pulmonary disease (COPD) and an order for pulmonary rehabilitation from the doctor treating the chronic respiratory disease.</p>	<p>Prior authorization may be required.</p> <p>\$30 copay per provider per day for each Medicare covered pulmonary rehab service.</p>	<p>Prior authorization may be required.</p> <p>30% of the total allowed amount for each Medicare covered pulmonary rehab service when using your POS benefit.</p>
<p>Remote access technologies</p> <p>Plan covers certain non-Medicare covered telemedicine services for a wide range of medical conditions and symptoms including, but not limited to acne, allergies, constipation, cough, diarrhea, ear problems, fever, flu, headache, insect bites, nausea, pink eye, rash, respiratory problems, sore throats, urinary problems/UTI, vaginitis, vomiting and more.</p> <p>Telemedicine visits can be by smartphone, computer or tablet and include video, audio and/or text messaging with a board-certified physician.* CirrusMD telemedicine visits are available 24/7, nationwide.</p> <p>Your benefit does NOT include or cover any of the following:</p> <ul style="list-style-type: none"> • Treatment and costs for treatment for any care received outside of the CirrusMD platform • Costs for prescriptions ordered by a CirrusMD provider <p>*Controlled substances, non-therapeutic and certain other drugs may not be available.</p>	<p>There is no copayment, deductible, or coinsurance for CirrusMD telemedicine visits (which include 7 days of unlimited visits regardless of condition). CirrusMD telemedicine visits are available 24/7, nationwide.</p> <p>While you are not required to use telemedicine instead of in-person care, if you choose to use telemedicine, then you must use a network provider that partners with CirrusMD for telemedicine services.</p>	<p>Non-Medicare covered telemedicine services must be received from a CirrusMD provider.</p>


Chapter 4. Medical Benefits Chart (what is covered and what you pay)

Services that are covered for you	What you must pay when you get these services	
	In-Network	Point-of-Service (POS)
Remote access technologies (continued)	You will be required to complete registration upon first use of telemedicine visit. Please visit our website at yoursummithealth.com/cirrusmd or your member dashboard for more information on this benefit.	
 Screening and counseling to reduce alcohol misuse <p>We cover one alcohol misuse screening for adults with Medicare (including pregnant women) who misuse alcohol, but aren't alcohol dependent.</p> <p>If you screen positive for alcohol misuse, you can get up to four brief face-to-face counseling sessions per year (if you're competent and alert during counseling) provided by a qualified primary care doctor or practitioner in a primary care setting.</p> <p>Please note: a separate cost sharing may apply if additional services are provided.</p>	There is no coinsurance, copayment, or deductible for the Medicare covered screening and counseling to reduce alcohol misuse preventive benefit.	30% of the total allowed amount for each Medicare covered screening and counseling to reduce alcohol misuse when using your POS benefit.

Chapter 4. Medical Benefits Chart (what is covered and what you pay)

Services that are covered for you	What you must pay when you get these services	
	In-Network	Point-of-Service (POS)
 Screening for lung cancer with low dose computed tomography (LDCT) <p>For qualified individuals, a LDCT is covered every 12 months.</p> <p>Eligible members are: people aged 55 – 77 years who have no signs or symptoms of lung cancer, but who have a history of tobacco smoking of at least 30 pack-years and who currently smoke or have quit smoking within the last 15 years, who receive a written order for LDCT during a lung cancer screening counseling and shared decision making visit that meets the Medicare criteria for such visits and be furnished by a physician or qualified non-physician practitioner.</p> <p><i>For LDCT lung cancer screenings after the initial LDCT screening:</i> the member must receive a written order for LDCT lung cancer screening, which may be furnished during any appropriate visit with a physician or qualified non-physician practitioner. If a physician or qualified non-physician practitioner elects to provide a lung cancer screening counseling and shared decision making visit for subsequent lung cancer screenings with LDCT, the visit must meet the Medicare criteria for such visits.</p> <p>Please note: a separate cost sharing may apply if additional services are provided.</p>	<p>There is no coinsurance, copayment, or deductible for the Medicare covered counseling and shared decision making visit or for the LDCT.</p>	<p>30% of the total allowed amount for a Medicare covered counseling and shared decision making visit and LDCT when using your POS benefit.</p>

Chapter 4. Medical Benefits Chart (what is covered and what you pay)

Services that are covered for you	What you must pay when you get these services	
	In-Network	Point-of-Service (POS)
 Screening for sexually transmitted infections (STIs) and counseling to prevent STIs <p>We cover sexually transmitted infection (STI) screenings for chlamydia, gonorrhea, syphilis, and Hepatitis B. These screenings are covered for pregnant women and for certain people who are at increased risk for an STI when the tests are ordered by a primary care provider. We cover these tests once every 12 months or at certain times during pregnancy.</p> <p>We also cover up to two individual 20 to 30 minute, face-to-face high-intensity behavioral counseling sessions each year for sexually active adults at increased risk for STIs.</p> <p>We will only cover these counseling sessions as a preventive service if they are provided by a primary care provider and take place in a primary care setting, such as a doctor's office.</p> <p>Please note: a separate cost sharing may apply if additional services are provided.</p>	<p>There is no coinsurance, copayment, or deductible for the Medicare covered screening for STIs and counseling for STIs preventive benefit.</p>	<p>30% of the total allowed amount for Medicare covered STI screening and counseling to prevent STIs when using your POS benefit.</p>

Chapter 4. Medical Benefits Chart (what is covered and what you pay)

Services that are covered for you	What you must pay when you get these services	
	In-Network	Point-of-Service (POS)
Services to treat kidney disease Covered services include: <ul style="list-style-type: none"> Kidney disease education services to teach kidney care and help members make informed decisions about their care. For members with stage IV chronic kidney disease when referred by their doctor, we cover up to six sessions of kidney disease education services per lifetime Outpatient dialysis treatments (including dialysis treatments when temporarily out of the service area, as explained in Chapter 3) Inpatient dialysis treatments (if you are admitted as an inpatient to a hospital for special care) Self-dialysis training (includes training for you and anyone helping you with your home dialysis treatments) Home dialysis equipment and supplies Certain home support services (such as, when necessary, visits by trained dialysis workers to check on your home dialysis, to help in emergencies, and check your dialysis equipment and water supply) Certain drugs for dialysis are covered under your Medicare Part B drug benefit. For information about coverage for Part B Drugs, please go to the section, “Medicare Part B prescription drugs.”	\$0 copay for Medicare covered kidney disease education services. 20% of the total allowed amount for Medicare covered dialysis services. \$350 copay per day for days 1-5; \$0 copay per day for days 6 & beyond for Medicare covered inpatient hospital care. Prior authorization may be required. 20% of the total allowed amount for Medicare covered home dialysis equipment and related supplies.	30% of the total allowed amount for Medicare covered kidney disease education services when using your POS benefit. 20% of the total allowed amount for Medicare covered dialysis services when using your POS benefit. 30% of the total allowed amount for Medicare covered inpatient hospital care per stay when using your POS benefit. Prior authorization may be required. 20% of the total allowed amount for Medicare covered home dialysis equipment and related supplies when using your POS benefit.


Chapter 4. Medical Benefits Chart (what is covered and what you pay)

Services that are covered for you	What you must pay when you get these services	
	In-Network	Point-of-Service (POS)
<p>Skilled nursing facility (SNF) care</p> <p>(For a definition of “skilled nursing facility care,” see Chapter 10 of this booklet. Skilled nursing facilities are sometimes called “SNFs.”)</p> <p>Each benefit period is limited up to 100 days. Covered services include but are not limited to:</p> <ul style="list-style-type: none"> Semiprivate room (or a private room if medically necessary) Meals, including special diets Skilled nursing services Physical therapy, occupational therapy, and speech therapy Drugs administered to you as part of your plan of care (This includes substances that are naturally present in the body, such as blood clotting factors.) <ul style="list-style-type: none"> Blood* - including storage and administration. Coverage of whole blood and packed red cells begins only with the fourth pint of blood that you need - you must either pay the costs for the first three pints of blood you get in a calendar year or have the blood donated by you or someone else. All other components of blood are covered beginning with the first pint used. Medical and surgical supplies ordinarily provided by SNFs Laboratory tests ordinarily provided by SNFs 	<p>Prior authorization may be required.</p> <p>For Medicare covered SNF care:</p> <p>\$0 copay per day for days 1-20 \$150 copay per day for days 21-100</p> <p>For days 101 and beyond: all costs beyond day 100 do not count toward your plan maximum out-of-pocket amount.</p> <p>Inpatient hospital stay is not required prior to admission.</p> <p>\$0 copay for Medicare covered blood services starting with the fourth pint of blood that you need.</p> <p>*Your out-of-pocket costs for the first 3 pints of blood do not count toward your plan maximum out-of-pocket amount.</p>	<p>Prior authorization may be required.</p> <p>For Medicare covered SNF care:</p> <p>30% of the total allowed amount</p> <p>Inpatient hospital stay is not required prior to admission.</p> <p>30% of the total allowed amount for Medicare covered blood services starting with the fourth pint of blood that you need when using your POS benefit.</p> <p>*Your out-of-pocket costs for the first 3 pints of blood do not count toward your plan maximum out-of-pocket amount.</p>

Chapter 4. Medical Benefits Chart (what is covered and what you pay)

Services that are covered for you	What you must pay when you get these services	
	In-Network	Point-of-Service (POS)
Skilled nursing facility (SNF) care (continued) <ul style="list-style-type: none"> • X-rays and other radiology services ordinarily provided by SNFs • Use of appliances such as wheelchairs ordinarily provided by SNFs • Physician/Practitioner services <p>Generally, you will get your SNF care from network facilities. However, under certain conditions listed below, you may be able to pay in-network cost sharing for a facility that isn't a network provider, if the facility accepts our plan's amounts for payment.</p> <ul style="list-style-type: none"> • A nursing home or continuing care retirement community where you were living right before you went to the hospital (as long as it provides skilled nursing facility care) • A SNF where your spouse is living at the time you leave the hospital 	<p>A benefit period starts the day you are admitted to the hospital or skilled nursing facility. It ends when you go for 60 days in a row without hospital or skilled nursing care.</p> <p>If you go into the hospital or SNF after one benefit period has ended, a new benefit period begins.</p>	<p>A benefit period starts the day you are admitted to the hospital or skilled nursing facility. It ends when you go for 60 days in a row without hospital or skilled nursing care.</p> <p>If you go into the hospital or SNF after one benefit period has ended, a new benefit period begins.</p>


Chapter 4. Medical Benefits Chart (what is covered and what you pay)

Services that are covered for you	What you must pay when you get these services	
	In-Network	Point-of-Service (POS)
 Smoking and tobacco use cessation (counseling to stop smoking or tobacco use) <u>If you use tobacco, but do not have signs or symptoms of tobacco-related disease:</u> We cover two counseling quit attempts within a 12-month period as a preventive service with no cost to you. Each counseling attempt includes up to four face-to-face visits. <u>If you use tobacco and have been diagnosed with a tobacco-related disease or are taking medicine that may be affected by tobacco:</u> We cover cessation counseling services. We cover two counseling quit attempts within a 12-month period, however, you will pay the applicable cost sharing. Each counseling attempt includes up to four face-to-face visits. Please note: a separate cost sharing may apply if additional services are provided.	There is no coinsurance, copayment, or deductible for the Medicare covered smoking and tobacco use cessation preventive benefits.	30% of the total allowed amount for this Medicare covered preventive service when using your POS benefit.

Chapter 4. Medical Benefits Chart (what is covered and what you pay)

Services that are covered for you	What you must pay when you get these services	
	In-Network	Point-of-Service (POS)
<p>Supervised Exercise Therapy (SET) SET is covered for members who have symptomatic peripheral artery disease (PAD). Up to 36 sessions over a 12-week period are covered if the SET program requirements are met. The SET program must:</p> <ul style="list-style-type: none"> • Consist of sessions lasting 30-60 minutes, comprising a therapeutic exercise-training program for PAD in patients with claudication • Be conducted in a hospital outpatient setting or a physician's office • Be delivered by qualified auxiliary personnel necessary to ensure benefits exceed harms, and who are trained in exercise therapy for PAD • Be under the direct supervision of a physician, physician assistant, or nurse practitioner/clinical nurse specialist who must be trained in both basic and advanced life support techniques <p>SET may be covered beyond 36 sessions over 12 weeks for an additional 36 sessions over an extended period of time if deemed medically necessary by a health care provider.</p>	<p>Prior authorization may be required.</p> <p>\$30 copay for each Medicare covered SET session.</p>	<p>Prior authorization may be required.</p> <p>30% of the total allowed amount for each Medicare covered SET session when using your POS benefit.</p>

Chapter 4. Medical Benefits Chart (what is covered and what you pay)

Services that are covered for you	What you must pay when you get these services	
	In-Network	Point-of-Service (POS)
<p>Urgently needed services</p> <p>Urgently needed services are provided to treat a non-emergency, unforeseen medical illness, injury, or condition that requires immediate medical care. Urgently needed services may be furnished by network providers or by out-of-network providers when network providers are temporarily unavailable or inaccessible.</p> <p>Cost sharing for necessary urgently needed services furnished out-of-network is the same as for such services furnished in-network.</p> <p>Urgent care is covered Worldwide. Please see “Worldwide emergency and urgent care services” in this benefits grid for benefit details.</p>	<p>\$35 copay for each Medicare covered urgent care visit.</p> <p>Your urgently needed services copayment is waived if you are admitted to the hospital within 24 hours for the same condition.</p> <p>\$0 copay for via text/chat functionality with optional interactive video capability with board-certified physicians in partnership with CirrusMD. Visit our website at yoursummithealth.com/cirrusmd for details.</p>	
<p>Vision care (Medicare covered)</p> <p>Covered services include:</p> <ul style="list-style-type: none"> Outpatient physician services for the diagnosis and treatment of diseases and injuries of the eye, including treatment for age-related macular degeneration. Original Medicare doesn't cover routine eye exams (eye refractions) for eyeglasses/contacts  For people who are at high risk of glaucoma, we will cover one glaucoma screening each year. People at high risk of glaucoma include: people with a family history of glaucoma, people with diabetes, African-Americans who are age 50 and older, and Hispanic Americans who are 65 or older 	<p>\$35 copay for each Medicare covered eye exam to diagnose and treat diseases and conditions of the eye.</p> <p>\$0 copay for an annual Medicare covered glaucoma screening.</p>	<p>30% of the total allowed amount for each Medicare covered eye exam to diagnose and treat diseases and conditions of the eye when using your POS benefit.</p> <p>30% of the total allowed amount for an annual Medicare covered glaucoma screening when using your POS benefit.</p>

Chapter 4. Medical Benefits Chart (what is covered and what you pay)

Services that are covered for you	What you must pay when you get these services	
	In-Network	Point-of-Service (POS)
Vision care (Medicare covered) (continued) <ul style="list-style-type: none"> For people with diabetes, screening for diabetic retinopathy is covered once per year <p>Medical Vision hardware</p> <ul style="list-style-type: none"> Post-Cataract: One pair of eyeglasses or contact lenses after each cataract surgery that includes insertion of an intraocular lens. (If you have two separate cataract operations, you cannot reserve the benefit after the first surgery and purchase two eyeglasses after the second surgery.) Other Medical Vision Hardware: Medical vision hardware is included under the “Prosthetic devices and related supplies” section of this medical benefits chart. <p>Please note: a separate cost sharing may apply if additional services are provided.</p>	<p>\$35 copay for a Medicare covered diabetic retinopathy screening.</p> <p>\$0 copay for one pair of Medicare covered eyeglasses or contact lenses after cataract surgery.</p>	<p>30% of the total allowed amount for a Medicare covered diabetic retinopathy screening when using your POS benefit.</p> <p>30% of the total allowed amount for one pair of Medicare covered eyeglasses or contact lenses after cataract surgery when using your POS benefit.</p>

Chapter 4. Medical Benefits Chart (what is covered and what you pay)

Services that are covered for you	What you must pay when you get these services	
	In-Network	Point-of-Service (POS)
<p>Vision care (Supplemental)*</p> <p>In-network routine vision services are available from Vision Services Plan (VSP) Advantage network providers. If you need help finding a VSP Advantage network provider, please call VSP at 1-844-693-8863. TTY users call 1-800-428-4833. If you see an out of network provider, you will need to pay for the services and request reimbursement per your plan benefits. See Chapter 2 for the vision claims address.</p> <ul style="list-style-type: none"> One non-Medicare covered routine eye exam, including refraction, per calendar year 	<p>\$0 copay for one non-Medicare-covered routine eye exam, including refraction, per calendar year.</p>	<p>50% of the total allowed amount for one routine exam per calendar year</p>


Chapter 4. Medical Benefits Chart (what is covered and what you pay)

Services that are covered for you	What you must pay when you get these services	
	In-Network	Point-of-Service (POS)
Vision care (Supplemental)* (continued) <u>Routine Vision Hardware*</u> Routine vision hardware is covered as outlined below every two calendar years: Lenses include: <ul style="list-style-type: none"> • Prescription basic single vision, lined bi-focal, lined trifocal, and lenticular lenses • Standard progressive lenses • UV and scratch-resistant coatings Additional upgrades are not covered. Frames include: VSP Genesis Collection frames	\$0 copay for one pair of eyeglasses (lenses and frames) every two years. <ul style="list-style-type: none"> • one set of prescription lenses (single vision, lined bifocal, lined trifocal, and lenticular) • one set of frames from the VSP Genesis Eyewear Collection • standard progressives, UV and scratch-resistant coating (additional upgrades are not covered) If you choose frames outside of the VSP Genesis Eyewear Collection, you have a \$50 retail allowance to use toward the frame purchase. Any amount over the allowance would be your responsibility.	Eyeglasses (lenses and frames): <ul style="list-style-type: none"> • 50% of the total allowed amount for one pair of covered lenses every two calendar years. \$0 copay for one pair of frames with up to a \$50 maximum frame allowance every two calendar years.

Chapter 4. Medical Benefits Chart (what is covered and what you pay)

Services that are covered for you	What you must pay when you get these services	
	In-Network	Point-of-Service (POS)
Vision care (Supplemental)* (continued) Contact lenses (in lieu of lenses & frames) include: <ul style="list-style-type: none"> • Prescription contact lens materials and services (fitting & evaluation) *Your out-of-pocket costs for routine vision services do not count toward your plan maximum out-of-pocket amount.	\$0 copay for an annual supply of prescription contact lenses, includes materials and services (fitting & evaluation) (visually necessary contact lenses are covered in full). In lieu of eyeglasses (lenses and frames), prescription contact lens materials and services (fitting and evaluation) are covered in full up to the retail allowance of \$100 every two calendar years. Any amount over the allowance would be your responsibility.	50% of the total allowed amount for visually necessary contact lenses (certain medical conditions in lieu of lens/frames), no maximum allowance \$0 copay for elective (in lieu of glasses) contact lens and fitting exam with up to a \$100 maximum allowance every two calendar years.

Chapter 4. Medical Benefits Chart (what is covered and what you pay)

Services that are covered for you	What you must pay when you get these services	
	In-Network	Point-of-Service (POS)
 “Welcome to Medicare” preventive visit <p>The plan covers the one-time “Welcome to Medicare” preventive visit. The visit includes a review of your health, as well as education and counseling about the preventive services you need (including certain screenings and shots), and referrals for other care if needed.</p> <p>A routine electrocardiogram (EKG) performed as a screening in conjunction with the “Welcome to Medicare” exam, is provided with no coinsurance, copayment or deductible.</p> <p>See “Outpatient diagnostic tests and therapeutic services and supplies” in this Medical Benefits Chart for EKG performed outside of “Welcome to Medicare” exams.</p> <p>Important: We cover the “Welcome to Medicare” preventive visit only within the first 12 months you have Medicare Part B. When you make your appointment, let your doctor’s office know you would like to schedule your “Welcome to Medicare” preventive visit.</p> <p>Please note: a separate cost sharing may apply if additional services are provided.</p>	<p>There is no coinsurance, copayment, or deductible for the “Welcome to Medicare” preventive visit.</p>	<p>30% of the total allowed amount for a “Welcome to Medicare” preventive visit when using your POS benefit.</p>

Chapter 4. Medical Benefits Chart (what is covered and what you pay)

Services that are covered for you	What you must pay when you get these services	
	In-Network	Point-of-Service (POS)
<p>Worldwide emergency and urgent care services</p> <p>Your plan covers emergency and urgent care services worldwide. This is defined as emergent, urgent, and post-stabilization care received outside of the United States. “Outside of the United States” means anywhere other than the 50 States, the District of Columbia, Puerto Rico, the U.S. Virgin Islands, Guam, American Samoa, and Northern Mariana Islands. Cruise ships are considered outside the United States.</p> <p>Coverage is limited to services that would be classified as emergency, urgently needed, or post-stabilization care had the services been provided in the United States.</p> <p>Evacuation and repatriation services are not covered. Inpatient admission does not waive cost sharing for Emergency or Urgent care services.</p>		<p>\$90 copay for each worldwide emergency room visit.</p> <p>\$35 copay for each worldwide urgent care visit.</p> <p>Emergency and urgent care cost sharing is not waived if admitted to an out-of-country facility.</p>

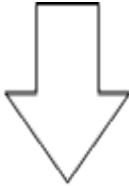
Section 2.2	Extra “optional supplemental” benefits you can buy
--------------------	---

Our plan offers some extra benefits that are not covered by Original Medicare and not included in your benefits package as a plan member. These extra benefits are called “**Optional Supplemental Benefits.**” If you want these optional supplemental benefits, you must sign up for them and you may have to pay an additional premium for them. The optional supplemental benefits described in this section are subject to the same appeals process as any other benefits.

Summit Health Extra Care combines services you may need from time to time that are not covered under your Summit Health Medicare Advantage plan, like routine chiropractic services, acupuncture, and alternative therapies (naturopathic services). Summit Health Extra Care will pay 50% of the billed charges for services listed below, up to the annual maximum of \$500. The annual maximum applies toward the combined cost of Summit Health Extra Care services rendered for the year, not to each individual service. The annual maximum for Summit Health Extra Care services does not apply to your medical out-of-pocket maximum.

Chapter 4. Medical Benefits Chart (what is covered and what you pay)

These services must be received from providers who are licensed or certified, as applicable, in the state in which they practice and are furnishing services within the scope of practice defined by their licensing or certifying state.

OPTIONAL BENEFIT	PREMIUM	COINSURANCE
Routine chiropractic services		50% of the cost of the services
Routine acupuncture services		50% of the cost of the services
Alternative therapies (naturopathic services)		50% of the cost of the services
Combined annual maximum for all services	\$5 per month	\$500 annual benefit

You may enroll in Summit Health Extra Care:

- When you initially enroll into a Summit Health Medicare Advantage Plan
- During the Annual Enrollment Period (October 15 – December 7 every year)
- During the Medicare Advantage Open Enrollment Period (January 1 – March 31 every year)
- Or you also have until 90 days after your enrollment effective date to decide if you would like to enroll into Summit Health Extra Care

You will have to pay an additional monthly premium of \$5 per month along with your Part B premium and the Summit Health Medicare Advantage plan premium. The premium payment does not apply to your medical out-of-pocket maximum.

Call Customer Service at 1-844-827-2355 (TTY users call 711) if you would like to enroll. Customer Service is available from 7 a.m. to 8 p.m., Pacific Time, seven days a week from October 1 through March 31, with the exceptions of Christmas Day and Thanksgiving Day. (After March 31, your call will be handled by our automated phone system Saturdays, Sundays, and holidays.)

You may disenroll from Summit Health Extra Care any time or at the time you disenroll from the Summit Health Medicare Advantage plan. To request disenrollment from Summit Health Extra Care you need to state you would like to disenroll in writing and mail it to Summit Health Medicare Advantage Plan, Attn: Medicare Membership Accounting, P.O. Box 4529, Portland, OR 97208-4529, or you can fax your request to 1-833-949-1891 Attn: Medicare Membership Accounting. When your completed request is received, you will be disenrolled the first of the month following the month in which your completed request is received. Once you disenroll from Summit Health Extra Care you must wait until the next annual enrollment period to enroll again. You cannot retain coverage under Summit Health Extra Care once you disenroll from the Summit Health Medicare Advantage plan. A refund of overpayment of premium will be issued upon confirmation of disenrollment.

Chapter 4. Medical Benefits Chart (what is covered and what you pay)**SECTION 3 What services are not covered by the plan?****Section 3.1 Services we do *not* cover (exclusions)**



This section tells you what services are “excluded” from Medicare coverage and therefore, are not covered by this plan. If a service is “excluded,” it means that this plan doesn’t cover the service.

The chart below lists services and items that either are not covered under any condition or are covered only under specific conditions.




If you get services that are excluded (not covered), you must pay for them yourself. We won’t pay for the excluded medical services listed in the chart below except under the specific conditions listed. The only exception: we will pay if a service in the chart below is found upon appeal to be a medical service that we should have paid for or covered because of your specific situation. (For information about appealing a decision we have made to not cover a medical service, go to Chapter 7, Section 5.3 in this booklet.)

All exclusions or limitations on services are described in the Benefits Chart or in the chart below.

Even if you receive the excluded services at an emergency facility, the excluded services are still not covered and our plan will not pay for them.

Services not covered by Medicare	Not covered under any condition	Covered only under specific conditions
Acupuncture		 Covered for chronic low back pain. Routine acupuncture services are available under the Optional Supplemental benefit plan, Summit Health Extra Care, for an additional premium.
All other services associated with transplant transportation and lodging.		 Only the services specifically listed in the Inpatient Hospital Care section of the Medical Benefits Chart in section 2.1 above.

Chapter 4. Medical Benefits Chart (what is covered and what you pay)

Services not covered by Medicare	Not covered under any condition	Covered only under specific conditions
Care from a provider who is not eligible to participate in Medicare. If you receive care from a provider who is not eligible to participate in Medicare, you will be responsible for the full cost of the service you received.		 Emergency care only.
Cosmetic surgery or procedures		 Covered in cases of an accidental injury or for improvement of the functioning of a malformed body member. Covered for all stages of reconstruction for a breast after a mastectomy, as well as for the unaffected breast to produce a symmetrical appearance.
<p>Custodial care is care provided in a nursing home, hospice, or other facility setting when you do not require skilled medical care or skilled nursing care.</p> <p>Custodial care is personal care that does not require the continuing attention of trained medical or paramedical personnel, such as care that helps you with activities of daily living, such as bathing or dressing.</p>		

Chapter 4. Medical Benefits Chart (what is covered and what you pay)

Services not covered by Medicare	Not covered under any condition	Covered only under specific conditions
<p>Experimental medical and surgical procedures, equipment and medications.</p> <p>Experimental procedures and items are those items and procedures determined by our plan and Original Medicare to not be generally accepted by the medical community.</p>		<p>✓</p> <p>May be covered by Original Medicare under a Medicare-approved clinical research study or by our plan.</p> <p>(See Chapter 3, Section 5 for more information on clinical research studies.)</p>
<p>Fees charged for care by your immediate relatives or members of your household.</p> <p>Medicare considers the following to be immediate relatives/household members:</p> <ul style="list-style-type: none"> • Spouse • Natural or adoptive parent, child and siblings • Stepparent, stepchild and stepsiblings • Father-in-law, mother-in-law, son-in-law, daughter-in-law, brother-in-law and sister-in-law • Grandparent and grandchild • Spouse of grandparent and grandchild 	✓	
Full-time nursing care in your home.	✓	
Hearing provider visits to service hearing aids (except as specifically described in the Medical Benefits Chart), ear molds, hearing aid accessories, return fees, warranty claim fees, and hearing aid batteries (beyond the 80 free batteries per aid purchased).	✓	
Home-delivered meals	✓	

Chapter 4. Medical Benefits Chart (what is covered and what you pay)

Services not covered by Medicare	Not covered under any condition	Covered only under specific conditions
Homemaker services include basic household assistance, including light housekeeping or light meal preparation.	✓	
Home modifications	✓	
Naturopath services (uses natural or alternative treatments).		✓ Available under the Optional Supplemental benefit plan Summit Health Extra Care, for an additional premium.
Orthopedic shoes		✓ If shoes are part of a leg brace and are included in the cost of the brace, or the shoes are for a person with diabetic foot disease.
Personal items in your room at a hospital or a skilled nursing facility, such as a telephone or a television.	✓	
Private room in a hospital.		✓ Covered only when medically necessary.
Psychological enrichment or self-help programs for mentally healthy individuals.	✓	
Radial keratotomy, LASIK surgery, and other low vision aids.	✓	
Refraction services associated with non-routine (medical) vision exams	✓	
Reversal of sterilization procedures and or non-prescription contraceptive supplies.	✓	

Chapter 4. Medical Benefits Chart (what is covered and what you pay)

Services not covered by Medicare	Not covered under any condition	Covered only under specific conditions
Routine chiropractic care		<p>✓</p> <p>Manual manipulation of the spine to correct a subluxation is covered.</p> <p>Routine chiropractic care is available under the Optional Supplemental benefit plan, Summit Health Extra Care, for an additional premium.</p>
Routine foot care		<p>✓</p> <p>Some limited coverage provided according to Medicare guidelines (e.g., if you have diabetes).</p> <p>Additional routine podiatry services are covered as described in Section 2.1 (Medical Benefits Chart) under “Podiatry services” for certain chronic conditions.</p>
Sales Tax	✓	
Services considered not reasonable and necessary, according to the standards of Original Medicare	✓	
Supportive devices for the feet (including custom molded orthotic inserts for non-custom molded shoes)		<p>✓</p> <p>Orthopedic or therapeutic shoes for people with diabetic foot disease.</p>
Treatment or counseling in the absence of illness, including marriage counseling.	✓	

Additional Vision Limitations & Exclusions

This plan is designed to cover visual needs, rather than cosmetic items. The following limitations and exclusions also apply to the **Supplemental Vision Benefit**.

- Services and/or materials not indicated on this schedule as covered plan benefits.
- Plano lenses (lenses with refractive correction of less than $\pm .50$ diopter),
- Two pair of glasses instead of bifocals.

Chapter 4. Medical Benefits Chart (what is covered and what you pay)

- Replacement of lenses and frames furnished under this plan which are lost or broken, except at the normal intervals when services are otherwise available.
- Orthoptics or vision training and any associated supplemental testing.
- Replacement of lost or damaged contact lenses, except at the normal intervals when services are otherwise available.
- Contact lens insurance policies or service agreements.
- Refitting of contact lenses after the initial (90-day) fitting period.
- Contact lens modification, polishing or cleaning.

CHAPTER 5

*Asking us to pay our share of a bill
you have received for covered
medical services*

Chapter 5. Asking us to pay our share of a bill you have received for covered medical services

Chapter 5. Asking us to pay our share of a bill you have received for covered medical services

SECTION 1	Situations in which you should ask us to pay our share of the cost of your covered services.....	122
Section 1.1	If you pay our plan's share of the cost of your covered services, or if you receive a bill, you can ask us for payment	122
SECTION 2	How to ask us to pay you back or to pay a bill you have received	124
Section 2.1	How and where to send us your request for payment	124
SECTION 3	We will consider your request for payment and say yes or no	124
Section 3.1	We check to see whether we should cover the service and how much we owe	124
Section 3.2	If we tell you that we will not pay for all or part of the medical care, you can make an appeal	125

Chapter 5. Asking us to pay our share of a bill you have received for covered medical services

SECTION 1 Situations in which you should ask us to pay our share of the cost of your covered services

Section 1.1	If you pay our plan's share of the cost of your covered services, or if you receive a bill, you can ask us for payment
--------------------	---

Sometimes when you get medical care, you may need to pay the full cost right away. Other times, you may find that you have paid more than you expected under the coverage rules of the plan. In either case, you can ask our plan to pay you back (paying you back is often called “reimbursing” you). It is your right to be paid back by our plan whenever you’ve paid more than your share of the cost for medical services that are covered by our plan.

There may also be times when you get a bill from a provider for the full cost of medical care you have received. In many cases, you should send this bill to us instead of paying it. We will look at the bill and decide whether the services should be covered. If we decide they should be covered, we will pay the provider directly.

Here are examples of situations in which you may need to ask our plan to pay you back or to pay a bill you have received:

1. When you’ve received emergency or urgently needed medical care from a provider who is not in our plan’s network

You can receive emergency services from any provider, whether or not the provider is a part of our network. When you receive emergency or urgently needed services from a provider who is not part of our network, you are only responsible for paying your share of the cost, not for the entire cost. You should ask the provider to bill the plan for our share of the cost.

- If you pay the entire amount yourself at the time you receive the care, you need to ask us to pay you back for our share of the cost. Send us the bill, along with documentation of any payments you have made.
- At times you may get a bill from the provider asking for payment that you think you do not owe. Send us this bill, along with documentation of any payments you have already made.
 - If the provider is owed anything, we will pay the provider directly.
 - If you have already paid more than your share of the cost of the service, we will determine how much you owed and pay you back for our share of the cost.

2. When a network provider sends you a bill you think you should not pay

Network providers should always bill the plan directly, and ask you only for your share of the cost. But sometimes they make mistakes, and ask you to pay more than your share.

- You only have to pay your cost-sharing amount when you get services covered by our plan. We do not allow providers to add additional separate charges, called “balance

Chapter 5. Asking us to pay our share of a bill you have received for covered medical services

billing.” This protection (that you never pay more than your cost-sharing amount) applies even if we pay the provider less than the provider charges for a service and even if there is a dispute and we don’t pay certain provider charges. For more information about “balance billing,” go to Chapter 4, Section 1.3.

- Whenever you get a bill from a network provider that you think is more than you should pay, send us the bill. We will contact the provider directly and resolve the billing problem.
- If you have already paid a bill to a network provider, but you feel that you paid too much, send us the bill along with documentation of any payment you have made and ask us to pay you back the difference between the amount you paid and the amount you owed under the plan.

3. If you are retroactively enrolled in our plan

Sometimes a person’s enrollment in the plan is retroactive. (Retroactive means that the first day of their enrollment has already passed. The enrollment date may even have occurred last year.)

If you were retroactively enrolled in our plan and you paid out-of-pocket for any of your covered services after your enrollment date, you can ask us to pay you back for our share of the costs. You will need to submit paperwork for us to handle the reimbursement.

Please call Customer Service for additional information about how to ask us to pay you back and deadlines for making your request. (Phone numbers for Customer Service are printed on the back cover of this booklet.)

4. If you are out of the country and need emergency or urgent care

- When you receive emergency/urgent care outside the country, you will need to pay the bill and ask for an itemized bill for your services. When you ask us to pay you back, please submit an itemized statement showing the charges for services you received and your proof of payment for those charges along with a note describing the emergency/urgent care services you received.
- Your proof of payment can be in the form of a cancelled check or a credit card statement which shows currency exchange rates. The itemized statement of charges should match the amount you paid and are asking Summit Health Core (HMO-POS) to reimburse you. Only Medicare allowable services will be reimbursed to you.

All of the examples above are types of coverage decisions. This means that if we deny your request for payment, you can appeal our decision. Chapter 7 of this booklet (*What to do if you have a problem or complaint (coverage decisions, appeals, complaints)*) has information about how to make an appeal.

Chapter 5. Asking us to pay our share of a bill you have received for covered medical services

SECTION 2 How to ask us to pay you back or to pay a bill you have received

Section 2.1 How and where to send us your request for payment

Send us your request for payment, along with your bill and documentation of any payment you have made. It's a good idea to make a copy of your bill and receipts for your records.

To make sure you are giving us all the information we need to make a decision, you can fill out our claim form to make your request for payment.

- You don't have to use the form, but it will help us process the information faster.
- Either download a copy of the form from our website (www.yoursummithealth.com) or call Customer Service and ask for the form. (Phone numbers for Customer Service are printed on the back cover of this booklet.)

Mail your request for payment together with any bills or paid receipts to us at this address:

Summit Health Plan, Inc.
Attn: Medical Claims
P.O. Box 820070
Portland OR 97282

Fax: 1-855-466-7208

You must submit your claim to us within 365 days of the date you received the service, or item.

Contact Customer Service if you have any questions (phone numbers are printed on the back cover of this booklet). If you don't know what you should have paid, or you receive bills and you don't know what to do about those bills, we can help. You can also call if you want to give us more information about a request for payment you have already sent to us.

SECTION 3 We will consider your request for payment and say yes or no

Section 3.1 We check to see whether we should cover the service and how much we owe

When we receive your request for payment, we will let you know if we need any additional information from you. Otherwise, we will consider your request and make a coverage decision.

Chapter 5. Asking us to pay our share of a bill you have received for covered medical services

- If we decide that the medical care is covered and you followed all the rules for getting the care, we will pay for our share of the cost. If you have already paid for the service, we will mail your reimbursement of our share of the cost to you. If you have not paid for the service yet, we will mail the payment directly to the provider. (Chapter 3 explains the rules you need to follow for getting your medical services covered.)
- If we decide that the medical care is *not* covered, or you did *not* follow all the rules, we will not pay for our share of the cost. Instead, we will send you a letter that explains the reasons why we are not sending the payment you have requested and your rights to appeal that decision.

Section 3.2	If we tell you that we will not pay for all or part of the medical care, you can make an appeal
--------------------	--

If you think we have made a mistake in turning down your request for payment or you don't agree with the amount we are paying, you can make an appeal. If you make an appeal, it means you are asking us to change the decision we made when we turned down your request for payment.

For the details on how to make this appeal, go to Chapter 7 of this booklet (*What to do if you have a problem or complaint (coverage decisions, appeals, complaints)*). The appeals process is a formal process with detailed procedures and important deadlines. If making an appeal is new to you, you will find it helpful to start by reading Section 4 of Chapter 7. Section 4 is an introductory section that explains the process for coverage decisions and appeals and gives definitions of terms such as “appeal.” Then after you have read Section 4, you can go to Section 5.3 to learn how to make an appeal about getting paid back for a medical service.

CHAPTER 6

Your rights and responsibilities

Chapter 6. Your rights and responsibilities

Chapter 6. Your rights and responsibilities

SECTION 1	Our plan must honor your rights as a member of the plan	128
Section 1.1	We must provide information in a way that works for you (in languages other than English, in braille, in large print, or other alternate formats, etc.)	128
Section 1.2	We must ensure that you get timely access to your covered services.....	129
Section 1.3	We must protect the privacy of your personal health information.....	129
Section 1.4	We must give you information about the plan, its network of providers, and your covered services	130
Section 1.5	We must support your right to make decisions about your care	131
Section 1.6	You have the right to make complaints and to ask us to reconsider decisions we have made	133
Section 1.7	What can you do if you believe you are being treated unfairly or your rights are not being respected?	133
Section 1.8	How to get more information about your rights.....	134
SECTION 2	You have some responsibilities as a member of the plan.....	134
Section 2.1	What are your responsibilities?	134

SECTION 1 Our plan must honor your rights as a member of the plan

Section 1.1	We must provide information in a way that works for you (in languages other than English, in braille, in large print, or other alternate formats, etc.)
--------------------	--

To get information from us in a way that works for you, please call Customer Service (phone numbers are printed on the back cover of this booklet).

Our plan has people and free interpreter services available to answer questions from disabled and non-English speaking members. We can also give you information in braille, in large print, or other alternate formats at no cost if you need it. We are required to give you information about the plan's benefits in a format that is accessible and appropriate for you. To get information from us in a way that works for you, please call Customer Service (phone numbers are printed on the back cover of this booklet).

If you have any trouble getting information from our plan in a format that is accessible and appropriate for you, please call to file a grievance with Summit Health's Medicare Appeal and Grievance Unit (see Chapter 2, Section 1). You may also file a complaint with Medicare by calling 1-800-MEDICARE (1-800-633-4227) or directly with the Office for Civil Rights. Contact information is included in this Evidence of Coverage or you may contact Customer Service (see Chapter 2, Section 1) for additional information.

Para recibir nuestra información en la forma que mejor se adapte a usted, llame al servicio de atención al cliente (los números de teléfono están impresos en la contraportada de este folleto).

Nuestro plan cuenta con personal y servicios de interpretación gratuitos, disponibles para asistir a miembros que hablan otro idioma distinto al inglés, así como para los que tienen alguna discapacidad.

Si lo requiere, también podemos brindarle información en otros formatos como braille, letra grande u otro formato alternativo sin costo alguno. Tenemos la obligación de brindarle la información acerca de los beneficios del plan en el formato que sea accesible y apropiado para usted. Para recibir nuestra información en la forma que mejor se adapte a usted, llame al servicio de atención al cliente (los números de teléfono están impresos en la contraportada de este folleto).

Si tiene alguna dificultad para obtener información de nuestro plan en un formato que sea accesible y apropiado para usted, llame para presentar una queja formal ante la Unidad de Apelaciones y Quejas de Medicare de Summit Health (consulte la Sección 1 del Capítulo 2). También puede presentar una queja ante Medicare si llama al 1-800-MEDICARE (1-800-633-4227) o directamente ante la Oficina de Derechos Civiles. La información de contacto se incluye en esta correspondencia o evidencia de cobertura, también puede contactar al servicio de atención al cliente (consulte la Sección 1 del Capítulo 2) si desea obtener información adicional.

Chapter 6. Your rights and responsibilities

Section 1.2 We must ensure that you get timely access to your covered services

As a member of our plan, you have the right to choose a primary care provider (PCP) in the plan's network to provide and arrange for your covered services (Chapter 3 explains more about this). Call Customer Service to learn which doctors are accepting new patients (phone numbers are printed on the back cover of this booklet). You also have the right to go to a women's health specialist (such as a gynecologist) without a referral.

As a plan member, you have the right to get appointments and covered services from the plan's network of providers *within a reasonable amount of time*. This includes the right to get timely services from specialists when you need that care.

If you think that you are not getting your medical care within a reasonable amount of time, Chapter 7, Section 9 of this booklet tells what you can do. (If we have denied coverage for your medical care and you don't agree with our decision, Chapter 7, Section 4 tells what you can do.)

Section 1.3 We must protect the privacy of your personal health information

Federal and state laws protect the privacy of your medical records and personal health information. We protect your personal health information as required by these laws.

- Your "personal health information" includes the personal information you gave us when you enrolled in this plan as well as your medical records and other medical and health information.
- The laws that protect your privacy give you rights related to getting information and controlling how your health information is used. We give you a written notice, called a "Notice of Privacy Practice," that tells about these rights and explains how we protect the privacy of your health information.

How do we protect the privacy of your health information?

- We make sure that unauthorized people don't see or change your records.
- In most situations, if we give your health information to anyone who isn't providing your care or paying for your care, *we are required to get written permission from you first*. Written permission can be given by you or by someone you have given legal power to make decisions for you.
- There are certain exceptions that do not require us to get your written permission first. These exceptions are allowed or required by law.
 - For example, we are required to release health information to government agencies that are checking on quality of care.

Chapter 6. Your rights and responsibilities

- Because you are a member of our plan through Medicare, we are required to give Medicare your health information. If Medicare releases your information for research or other uses, this will be done according to Federal statutes and regulations.

You can see the information in your records and know how it has been shared with others

You have the right to look at your medical records held at the plan, and to get a copy of your records. We are allowed to charge you a fee for making copies. You also have the right to ask us to make additions or corrections to your medical records. If you ask us to do this, we will work with your healthcare provider to decide whether the changes should be made.

You have the right to know how your health information has been shared with others for any purposes that are not routine.

If you have questions or concerns about the privacy of your personal health information, please call Customer Service (phone numbers are printed on the back cover of this booklet).

Section 1.4 We must give you information about the plan, its network of providers, and your covered services

As a member of Summit Health Core (HMO-POS), you have the right to get several kinds of information from us. (As explained above in Section 1.1, you have the right to get information from us in a way that works for you. This includes getting the information in languages other than English and in large print or other alternate formats.)

If you want any of the following kinds of information, please call Customer Service (phone numbers are printed on the back cover of this booklet):

- **Information about our plan.** This includes, for example, information about the plan's financial condition. It also includes information about the number of appeals made by members and the plan's performance ratings, including how it has been rated by plan members and how it compares to other Medicare health plans.
- **Information about our network providers.**
 - For example, you have the right to get information from us about the qualifications of the providers in our network and how we pay the providers in our network.
 - For a list of the providers in the plan's network, see the *Provider Directory*.
 - For more detailed information about our providers, you can call Customer Service (phone numbers are printed on the back cover of this booklet) or visit our website at www.yoursummithealth.com.

Chapter 6. Your rights and responsibilities

- **Information about your coverage and the rules you must follow when using your coverage.**
 - In Chapters 3 and 4 of this booklet, we explain what medical services are covered for you, any restrictions to your coverage, and what rules you must follow to get your covered medical services.
 - If you have questions about the rules or restrictions, please call Customer Service (phone numbers are printed on the back cover of this booklet).
- **Information about why something is not covered and what you can do about it.**
 - If a medical service is not covered for you, or if your coverage is restricted in some way, you can ask us for a written explanation. You have the right to this explanation even if you received the medical service from an out-of-network provider.
 - If you are not happy or if you disagree with a decision we make about what medical care is covered for you, you have the right to ask us to change the decision. You can ask us to change the decision by making an appeal. For details on what to do if something is not covered for you in the way you think it should be covered, see Chapter 7 of this booklet. It gives you the details about how to make an appeal if you want us to change our decision. (Chapter 7 also tells about how to make a complaint about quality of care, waiting times, and other concerns.)
 - If you want to ask our plan to pay our share of a bill you have received for medical care, see Chapter 5 of this booklet.

Section 1.5	We must support your right to make decisions about your care
--------------------	---

You have the right to know your treatment options and participate in decisions about your health care

You have the right to get full information from your doctors and other health care providers when you go for medical care. Your providers must explain your medical condition and your treatment choices *in a way that you can understand*.

You also have the right to participate fully in decisions about your health care. To help you make decisions with your doctors about what treatment is best for you, your rights include the following:

- **To know about all of your choices.** This means that you have the right to be told about all of the treatment options that are recommended for your condition, no matter what they cost or whether they are covered by our plan.
- **To know about the risks.** You have the right to be told about any risks involved in your care. You must be told in advance if any proposed medical care or treatment is part of a research experiment. You always have the choice to refuse any experimental treatments.

Chapter 6. Your rights and responsibilities

- **The right to say “no.”** You have the right to refuse any recommended treatment. This includes the right to leave a hospital or other medical facility, even if your doctor advises you not to leave. Of course, if you refuse treatment, you accept full responsibility for what happens to your body as a result.
- **To receive an explanation if you are denied coverage for care.** You have the right to receive an explanation from us if a provider has denied care that you believe you should receive. To receive this explanation, you will need to ask us for a coverage decision. Chapter 7 of this booklet tells how to ask the plan for a coverage decision.

You have the right to give instructions about what is to be done if you are not able to make medical decisions for yourself

Sometimes people become unable to make health care decisions for themselves due to accidents or serious illness. You have the right to say what you want to happen if you are in this situation. This means that, *if you want to*, you can:

- Fill out a written form to give **someone the legal authority to make medical decisions for you** if you ever become unable to make decisions for yourself.
- **Give your doctors written instructions** about how you want them to handle your medical care if you become unable to make decisions for yourself.

The legal documents that you can use to give your directions in advance in these situations are called “**advance directives**.” There are different types of advance directives and different names for them. Documents called “**living will**” and “**power of attorney for health care**” are examples of advance directives.

If you want to use an “advance directive” to give your instructions, here is what to do:

- **Get the form.** If you want to have an advance directive, you can get a form from your lawyer, from a social worker, or from some office supply stores. You can sometimes get advance directive forms from organizations that give people information about Medicare. You can also contact Customer Service to ask for the forms (phone numbers are printed on the back cover of this booklet).
- **Fill it out and sign it.** Regardless of where you get this form, keep in mind that it is a legal document. You should consider having a lawyer help you prepare it.
- **Give copies to appropriate people.** You should give a copy of the form to your doctor and to the person you name on the form as the one to make decisions for you if you can't. You may want to give copies to close friends or family members as well. Be sure to keep a copy at home.

If you know ahead of time that you are going to be hospitalized, and you have signed an advance directive, **take a copy with you to the hospital.**

Chapter 6. Your rights and responsibilities

- If you are admitted to the hospital, they will ask you whether you have signed an advance directive form and whether you have it with you.
- If you have not signed an advance directive form, the hospital has forms available and will ask if you want to sign one.

Remember, it is your choice whether you want to fill out an advance directive (including whether you want to sign one if you are in the hospital). According to law, no one can deny you care or discriminate against you based on whether or not you have signed an advance directive.

What if your instructions are not followed?

If you have signed an advance directive, and you believe that a doctor or hospital did not follow the instructions in it, you may file a complaint with Health Care Regulation and Quality Improvement by filling out the Complaint Intake Form that can be found on their website at <https://www.oregon.gov/oha/ph/providerpartnerresources/healthcareprovidersfacilities/healthcarehealthcareregulationqualityimprovement/pages/complaint.aspx> and following the instructions on where to send it that are indicated on the form. If you have questions, you can call 1-971-673-0540 (TTY users call 711).

Section 1.6	You have the right to make complaints and to ask us to reconsider decisions we have made
--------------------	---

If you have any problems or concerns about your covered services or care, Chapter 7 of this booklet tells what you can do. It gives the details about how to deal with all types of problems and complaints. What you need to do to follow up on a problem or concern depends on the situation. You might need to ask our plan to make a coverage decision for you, make an appeal to us to change a coverage decision, or make a complaint. Whatever you do – ask for a coverage decision, make an appeal, or make a complaint – **we are required to treat you fairly.**

You have the right to get a summary of information about the appeals and complaints that other members have filed against our plan in the past. To get this information, please call Customer Service (phone numbers are printed on the back cover of this booklet).

Section 1.7	What can you do if you believe you are being treated unfairly or your rights are not being respected?
--------------------	--

If it is about discrimination, call the Office for Civil Rights

If you believe you have been treated unfairly or your rights have not been respected due to your race, disability, religion, sex, health, ethnicity, creed (beliefs), age, or national origin, you should call the Department of Health and Human Services' **Office for Civil Rights** at 1-800-368-1019 or TTY 1-800-537-7697, or call your local Office for Civil Rights.

Chapter 6. Your rights and responsibilities

Is it about something else?

If you believe you have been treated unfairly or your rights have not been respected, *and it's not* about discrimination, you can get help dealing with the problem you are having:

- You can **call Customer Service** (phone numbers are printed on the back cover of this booklet).
- You can **call the SHIP**. For details about this organization and how to contact it, go to Chapter 2, Section 3.
- Or, **you can call Medicare** at 1-800-MEDICARE (1-800-633-4227), 24 hours a day, 7 days a week. TTY users should call 1-877-486-2048.

Section 1.8	How to get more information about your rights
--------------------	--

There are several places where you can get more information about your rights:

- You can **call Customer Service** (phone numbers are printed on the back cover of this booklet).
- You can **call the SHIP**. For details about this organization and how to contact it, go to Chapter 2, Section 3.
- You can contact **Medicare**.
 - You can visit the Medicare website to read or download the publication “Medicare Rights & Protections.” (The publication is available at: www.medicare.gov/Pubs/pdf/11534-Medicare-Rights-and-Protections.pdf);
 - Or, you can call 1-800-MEDICARE (1-800-633-4227), 24 hours a day, 7 days a week. TTY users should call 1-877-486-2048.

SECTION 2	You have some responsibilities as a member of the plan
------------------	---

Section 2.1	What are your responsibilities?
--------------------	--

Things you need to do as a member of the plan are listed below. If you have any questions, please call Customer Service (phone numbers are printed on the back cover of this booklet). We're here to help.

- **Get familiar with your covered services and the rules you must follow to get these covered services.** Use this Evidence of Coverage booklet to learn what is covered for you and the rules you need to follow to get your covered services.

Chapter 6. Your rights and responsibilities

- Chapters 3 and 4 give the details about your medical services, including what is covered, what is not covered, rules to follow, and what you pay.
- **If you have any other health insurance coverage in addition to our plan, or separate prescription drug coverage, you are required to tell us.** Please call Customer Service to let us know (phone numbers are printed on the back cover of this booklet).
 - We are required to follow rules set by Medicare to make sure that you are using all of your coverage in combination when you get your covered services from our plan. This is called “**coordination of benefits**” because it involves coordinating the health benefits you get from our plan with any other benefits available to you. We’ll help you coordinate your benefits. (For more information about coordination of benefits, go to Chapter 1, Section 7.)
- **Tell your doctor and other health care providers that you are enrolled in our plan.** Show your plan membership card whenever you get your medical care.
- **Help your doctors and other providers help you by giving them information, asking questions, and following through on your care.**
 - To help your doctors and other health providers give you the best care, learn as much as you are able to about your health problems and give them the information they need about you and your health. Follow the treatment plans and instructions that you and your doctors agree upon.
 - Make sure your doctors know all of the drugs you are taking, including over-the-counter drugs, vitamins, and supplements.
 - If you have any questions, be sure to ask. Your doctors and other health care providers are supposed to explain things in a way you can understand. If you ask a question and you don’t understand the answer you are given, ask again.
- **Be considerate.** We expect all our members to respect the rights of other patients. We also expect you to act in a way that helps the smooth running of your doctor’s office, hospitals, and other offices.
- **Pay what you owe.** As a plan member, you are responsible for these payments:
 - You must pay your plan premiums to continue being a member of our plan.
 - In order to be eligible for our plan, you must have Medicare Part A and Medicare Part B. Some plan members must pay a premium for Medicare Part A. Most plan members must pay a premium for Medicare Part B to remain a member of the plan.
 - For some of your medical services covered by the plan, you must pay your share of the cost when you get the service. This will be a copayment (a fixed amount) or coinsurance (a percentage of the total cost). Chapter 4 tells what you must pay for your medical services.
 - If you get any medical services that are not covered by our plan or by other insurance you may have, you must pay the full cost.

Chapter 6. Your rights and responsibilities

- If you disagree with our decision to deny coverage for a service, you can make an appeal. Please see Chapter 7 of this booklet for information about how to make an appeal.
- **Tell us if you move.** If you are going to move, it's important to tell us right away. Call Customer Service (phone numbers are printed on the back cover of this booklet).
 - **If you move *outside* of our plan service area, you cannot remain a member of our plan.** (Chapter 1 tells about our service area.) We can help you figure out whether you are moving outside our service area. If you are leaving our service area, you will have a Special Enrollment Period when you can join any Medicare plan available in your new area. We can let you know if we have a plan in your new area.
 - **If you move *within* our service area, we still need to know** so we can keep your membership record up to date and know how to contact you.
 - If you move, it is also important to tell Social Security (or the Railroad Retirement Board). You can find phone numbers and contact information for these organizations in Chapter 2.
- **Call Customer Service for help if you have questions or concerns.** We also welcome any suggestions you may have for improving our plan.
 - Phone numbers and calling hours for Customer Service are printed on the back cover of this booklet.
 - For more information on how to reach us, including our mailing address, please see Chapter 2.

CHAPTER 7

*What to do if you have a problem or
complaint (coverage decisions,
appeals, complaints)*

**Chapter 7. What to do if you have a problem or complaint
(coverage decisions, appeals, complaints)**

**Chapter 7. What to do if you have a problem or complaint
(coverage decisions, appeals, complaints)**

SECTION 1	Introduction.....	140
Section 1.1	What to do if you have a problem or concern	140
Section 1.2	What about the legal terms?	140
SECTION 2	You can get help from government organizations that are not connected with us	141
Section 2.1	Where to get more information and personalized assistance	141
SECTION 3	To deal with your problem, which process should you use?	141
Section 3.1	Should you use the process for coverage decisions and appeals? Or should you use the process for making complaints?	141
COVERAGE DECISIONS AND APPEALS.....		142
SECTION 4	A guide to the basics of coverage decisions and appeals	142
Section 4.1	Asking for coverage decisions and making appeals: the big picture	142
Section 4.2	How to get help when you are asking for a coverage decision or making an appeal.....	143
Section 4.3	Which section of this chapter gives the details for <u>your</u> situation?.....	144
SECTION 5	Your medical care: How to ask for a coverage decision or make an appeal	145
Section 5.1	This section tells what to do if you have problems getting coverage for medical care or if you want us to pay you back for our share of the cost of your care.....	145
Section 5.2	Step-by-step: How to ask for a coverage decision (how to ask our plan to authorize or provide the medical care coverage you want).....	146
Section 5.3	Step-by-step: How to make a Level 1 Appeal (how to ask for a review of a medical care coverage decision made by our plan).....	150
Section 5.4	Step-by-step: How a Level 2 Appeal is done	153
Section 5.5	What if you are asking us to pay you for our share of a bill you have received for medical care?.....	155
SECTION 6	How to ask us to cover a longer inpatient hospital stay if you think the doctor is discharging you too soon	156
Section 6.1	During your inpatient hospital stay, you will get a written notice from Medicare that tells about your rights.....	156

Chapter 7. What to do if you have a problem or complaint (coverage decisions, appeals, complaints)

Section 6.2	Step-by-step: How to make a Level 1 Appeal to change your hospital discharge date.....	158
Section 6.3	Step-by-step: How to make a Level 2 Appeal to change your hospital discharge date.....	161
Section 6.4	What if you miss the deadline for making your Level 1 Appeal?.....	162
SECTION 7	How to ask us to keep covering certain medical services if you think your coverage is ending too soon	165
Section 7.1	<i>This section is about three services only:</i> Home health care, skilled nursing facility care, and Comprehensive Outpatient Rehabilitation Facility (CORF) services.....	165
Section 7.2	We will tell you in advance when your coverage will be ending	166
Section 7.3	Step-by-step: How to make a Level 1 Appeal to have our plan cover your care for a longer time	166
Section 7.4	Step-by-step: How to make a Level 2 Appeal to have our plan cover your care for a longer time	168
Section 7.5	What if you miss the deadline for making your Level 1 Appeal?.....	170
SECTION 8	Taking your appeal to Level 3 and beyond	172
Section 8.1	Appeal Levels 3, 4 and 5 for Medical Service Requests.....	172
MAKING COMPLAINTS		174
SECTION 9	How to make a complaint about quality of care, waiting times, customer service, or other concerns	174
Section 9.1	What kinds of problems are handled by the complaint process?	174
Section 9.2	The formal name for “making a complaint” is “filing a grievance”	176
Section 9.3	Step-by-step: Making a complaint	176
Section 9.4	You can also make complaints about quality of care to the Quality Improvement Organization	178
Section 9.5	You can also tell Medicare about your complaint.....	179

SECTION 1 Introduction

Section 1.1 What to do if you have a problem or concern

This chapter explains two types of processes for handling problems and concerns:

- For some types of problems, you need to use the **process for coverage decisions and appeals**.
- For other types of problems, you need to use the **process for making complaints**.

Both of these processes have been approved by Medicare. To ensure fairness and prompt handling of your problems, each process has a set of rules, procedures, and deadlines that must be followed by us and by you.

Which one do you use? That depends on the type of problem you are having. The guide in Section 3 will help you identify the right process to use.

Section 1.2 What about the legal terms?

There are technical legal terms for some of the rules, procedures, and types of deadlines explained in this chapter. Many of these terms are unfamiliar to most people and can be hard to understand.

To keep things simple, this chapter explains the legal rules and procedures using simpler words in place of certain legal terms. For example, this chapter generally says “making a complaint” rather than “filing a grievance,” “coverage decision” rather than “organization determination,” and “Independent Review Organization” instead of “Independent Review Entity.” It also uses abbreviations as little as possible.

However, it can be helpful – and sometimes quite important – for you to know the correct legal terms for the situation you are in. Knowing which terms to use will help you communicate more clearly and accurately when you are dealing with your problem and get the right help or information for your situation. To help you know which terms to use, we include legal terms when we give the details for handling specific types of situations.

SECTION 2 You can get help from government organizations that are not connected with us

Section 2.1 Where to get more information and personalized assistance

Sometimes it can be confusing to start or follow through the process for dealing with a problem. This can be especially true if you do not feel well or have limited energy. Other times, you may not have the knowledge you need to take the next step.

Get help from an independent government organization

We are always available to help you. But in some situations you may also want help or guidance from someone who is not connected with us. You can always contact your **State Health Insurance Assistance Program (SHIP)**. This government program has trained counselors in every state. The program is not connected with us or with any insurance company or health plan. The counselors at this program can help you understand which process you should use to handle a problem you are having. They can also answer your questions, give you more information, and offer guidance on what to do.

The services of SHIP counselors are free. You will find phone numbers in Chapter 2, Section 3 of this booklet.

You can also get help and information from Medicare

For more information and help in handling a problem, you can also contact Medicare. Here are two ways to get information directly from Medicare:

- You can call 1-800-MEDICARE (1-800-633-4227), 24 hours a day, 7 days a week. TTY users should call 1-877-486-2048.
- You can visit the Medicare website (www.medicare.gov).

SECTION 3 To deal with your problem, which process should you use?

Section 3.1 Should you use the process for coverage decisions and appeals? Or should you use the process for making complaints?

If you have a problem or concern, you only need to read the parts of this chapter that apply to your situation. The guide that follows will help.

**Chapter 7. What to do if you have a problem or complaint
(coverage decisions, appeals, complaints)**

To figure out which part of this chapter will help with your specific problem or concern,
START HERE

Is your problem or concern about your benefits or coverage?

(This includes problems about whether particular medical care or prescription drugs are covered or not, the way in which they are covered, and problems related to payment for medical care or prescription drugs.)

Yes. My problem is about benefits or coverage.

Go on to the next section of this chapter, **Section 4, “A guide to the basics of coverage decisions and appeals.”**

No. My problem is not about benefits or coverage.

Skip ahead to **Section 9** at the end of this chapter: **“How to make a complaint about quality of care, waiting times, customer service or other concerns.”**

COVERAGE DECISIONS AND APPEALS

SECTION 4 A guide to the basics of coverage decisions and appeals

Section 4.1	Asking for coverage decisions and making appeals: the big picture
--------------------	--

The process for coverage decisions and appeals deals with problems related to your benefits and coverage for medical services, including problems related to payment. This is the process you use for issues such as whether something is covered or not and the way in which something is covered.

Asking for coverage decisions

A coverage decision is a decision we make about your benefits and coverage or about the amount we will pay for your medical services. For example, your plan network doctor makes a (favorable) coverage decision for you whenever you receive medical care from him or her or if your network doctor refers you to a medical specialist. You or your doctor can also contact us and ask for a coverage decision if your doctor is unsure whether we will cover a particular

**Chapter 7. What to do if you have a problem or complaint
(coverage decisions, appeals, complaints)**

medical service or refuses to provide medical care you think that you need. In other words, if you want to know if we will cover a medical service before you receive it, you can ask us to make a coverage decision for you. In limited circumstances a request for a coverage decision will be dismissed, which means we won't review the request. Examples of when a request will be dismissed include if the request is incomplete, if someone makes the request on your behalf but isn't legally authorized to do so or if you ask for your request to be withdrawn. If we dismiss a request for a coverage decision, we will send a notice explaining why the request was dismissed and how to ask for a review of the dismissal.

We are making a coverage decision for you whenever we decide what is covered for you and how much we pay. In some cases we might decide a service is not covered or is no longer covered by Medicare for you. If you disagree with this coverage decision, you can make an appeal.

Making an appeal

If we make a coverage decision and you are not satisfied with this decision, you can "appeal" the decision. An appeal is a formal way of asking us to review and change a coverage decision we have made.

When you appeal a decision for the first time, this is called a Level 1 Appeal. In this appeal, we review the coverage decision we made to check to see if we were following all of the rules properly. Your appeal is handled by different reviewers than those who made the original unfavorable decision. When we have completed the review we give you our decision. Under certain circumstances, which we discuss later, you can request an expedited or "fast coverage decision" or fast appeal of a coverage decision. In limited circumstances an appeal request will be dismissed, which means we won't review the request. Examples of when a request will be dismissed include if the request is incomplete, if someone makes the request on your behalf but isn't legally authorized to do so or if you ask for your request to be withdrawn. If we dismiss an appeal request, we will send a notice explaining why the request was dismissed and how to ask for a review of the dismissal.

If we say no to all or part of your Level 1 Appeal, your case will automatically go on to a Level 2 Appeal. The Level 2 Appeal is conducted by an Independent Review Organization that is not connected to us. If you are not satisfied with the decision at the Level 2 Appeal, you may be able to continue through additional levels of appeal.

Section 4.2	How to get help when you are asking for a coverage decision or making an appeal
--------------------	--

Would you like some help? Here are resources you may wish to use if you decide to ask for any kind of coverage decision or appeal a decision:

**Chapter 7. What to do if you have a problem or complaint
(coverage decisions, appeals, complaints)**

- You **can call us at Customer Service** (phone numbers are printed on the back cover of this booklet).
- You **can get free help** from your SHIP (see Section 2 of this chapter).
- **Your doctor can make a request for you.** For medical care or Part B prescription drugs, your doctor can request a coverage decision or a Level 1 Appeal on your behalf. If your appeal is denied at Level 1, it will be automatically forwarded to Level 2. To request any appeal after Level 2, your doctor must be appointed as your representative.
- **You can ask someone to act on your behalf.** If you want to, you can name another person to act for you as your “representative” to ask for a coverage decision or make an appeal.
 - There may be someone who is already legally authorized to act as your representative under State law.
 - If you want a friend, relative, your doctor or other provider, or other person to be your representative, call Customer Service (phone numbers are printed on the back cover of this booklet) and ask for the “Appointment of Representative” form. (The form is also available on Medicare’s website at www.cms.gov/Medicare/CMS-Forms/CMS-Forms/downloads/cms1696.pdf or on our website at www.yoursummitthealth.com.) The form gives that person permission to act on your behalf. It must be signed by you and by the person who you would like to act on your behalf. You must give us a copy of the signed form.
- **You also have the right to hire a lawyer to act for you.** You may contact your own lawyer, or get the name of a lawyer from your local bar association or other referral service. There are also groups that will give you free legal services if you qualify. However, **you are not required to hire a lawyer** to ask for any kind of coverage decision or appeal a decision.

Section 4.3	Which section of this chapter gives the details for <u>your</u> situation?
--------------------	---

There are three different types of situations that involve coverage decisions and appeals. Since each situation has different rules and deadlines, we give the details for each one in a separate section:

- **Section 5** of this chapter: “Your medical care: How to ask for a coverage decision or make an appeal”
- **Section 6** of this chapter: “How to ask us to cover a longer inpatient hospital stay if you think the doctor is discharging you too soon”
- **Section 7** of this chapter: “How to ask us to keep covering certain medical services if you think your coverage is ending too soon” (*Applies to these services only*: home health care, skilled nursing facility care, and Comprehensive Outpatient Rehabilitation Facility (CORF) services)

**Chapter 7. What to do if you have a problem or complaint
(coverage decisions, appeals, complaints)**

If you're not sure which section you should be using, please call Customer Service (phone numbers are printed on the back cover of this booklet). You can also get help or information from government organizations such as your SHIP (Chapter 2, Section 3, of this booklet has the phone numbers for this program).

SECTION 5 Your medical care: How to ask for a coverage decision or make an appeal



Have you read Section 4 of this chapter (*A guide to “the basics” of coverage decisions and appeals*)? If not, you may want to read it before you start this section.

Section 5.1	This section tells what to do if you have problems getting coverage for medical care or if you want us to pay you back for our share of the cost of your care
--------------------	--

This section is about your benefits for medical care and services. These benefits are described in Chapter 4 of this booklet: *Medical Benefits Chart (what is covered and what you pay)*. To keep things simple, we generally refer to “medical care coverage” or “medical care” in the rest of this section, instead of repeating “medical care or treatment or services” every time. The term “medical care” includes medical items and services as well as Medicare Part B prescription drugs. In some cases, different rules apply to a request for a Part B prescription drug. In those cases, we will explain how the rules for Part B prescription drugs are different from the rules for medical items and services.

This section tells what you can do if you are in any of the five following situations:

1. You are not getting certain medical care you want, and you believe that this care is covered by our plan.
2. Our plan will not approve the medical care your doctor or other medical provider wants to give you, and you believe that this care is covered by the plan.
3. You have received medical care that you believe should be covered by the plan, but we have said we will not pay for this care.
4. You have received and paid for medical care that you believe should be covered by the plan, and you want to ask our plan to reimburse you for this care.
5. You are being told that coverage for certain medical care you have been getting that we previously approved will be reduced or stopped, and you believe that reducing or stopping this care could harm your health.

NOTE: If the coverage that will be stopped is for hospital care, home health care, skilled nursing facility care, or Comprehensive Outpatient Rehabilitation Facility (CORF)

Chapter 7. What to do if you have a problem or complaint (coverage decisions, appeals, complaints)

services, you need to read a separate section of this chapter because special rules apply to these types of care. Here's what to read in those situations:

- Chapter 7, Section 6: *How to ask us to cover a longer inpatient hospital stay if you think the doctor is discharging you too soon.*
- Chapter 7, Section 7: *How to ask us to keep covering certain medical services if you think your coverage is ending too soon.* This section is about three services only: home health care, skilled nursing facility care, and CORF services.
- For *all other* situations that involve being told that medical care you have been getting will be stopped, use this section (Section 5) as your guide for what to do.

Which of these situations are you in?

If you are in this situation:	This is what you can do:
To find out whether we will cover the medical care you want.	You can ask us to make a coverage decision for you. Go to the next section of this chapter, Section 5.2 .
If we already told you that we will not cover or pay for a medical service in the way that you want it to be covered or paid for.	You can make an appeal . (This means you are asking us to reconsider.) Skip ahead to Section 5.3 of this chapter.
If you want to ask us to pay you back for medical care you have already received and paid for.	You can send us the bill. Skip ahead to Section 5.5 of this chapter.

Section 5.2

Step-by-step: How to ask for a coverage decision

(how to ask our plan to authorize or provide the medical care coverage you want)

Legal Terms

When a coverage decision involves your medical care, it is called an “**organization determination**.”

Chapter 7. What to do if you have a problem or complaint (coverage decisions, appeals, complaints)

Step 1: You ask our plan to make a coverage decision on the medical care you are requesting. If your health requires a quick response, you should ask us to make a “fast coverage decision.”

Legal Terms
A “fast coverage decision” is called an “expedited determination.”

How to request coverage for the medical care you want

- Start by calling, writing, or faxing our plan to make your request for us to authorize or provide coverage for the medical care you want. You, your doctor, or your representative can do this.
- For the details on how to contact us, go to Chapter 2, Section 1 and look for the section called, *How to contact us when you are asking for a coverage decision about your medical care*.

Generally, we use the standard deadlines for giving you our decision

When we give you our decision, we will use the “standard” deadlines unless we have agreed to use the “fast” deadlines. **A standard coverage decision means we will give you an answer within 14 calendar days** after we receive your request **for a medical item or service**. If your request is for a **Medicare Part B prescription drug**, we will give you an **answer within 72 hours** after we receive your request.

- **However**, for a request **for a medical item or service we can take up to 14 more calendar days** if you ask for more time, or if we need information (such as medical records from out-of-network providers) that may benefit you. If we decide to take extra days to make the decision, we will tell you in writing. We can’t take extra time to make a decision if your request is for a Medicare Part B prescription drug.
- If you believe we should *not* take extra days, you can file a “fast complaint” about our decision to take extra days. When you file a fast complaint, we will give you an answer to your complaint within 24 hours. (The process for making a complaint is different from the process for coverage decisions and appeals. For more information about the process for making complaints, including fast complaints, see Section 9 of this chapter.)

If your health requires it, ask us to give you a “fast coverage decision”

- **A fast coverage decision means we will answer within 72 hours if your request is for a medical item or service. If your request is for a Medicare Part B prescription drug, we will answer within 24 hours.**
 - **However**, for a request **for a medical item or service we can take up to 14 more calendar days** if we find that some information that may benefit you is missing (such as medical records from out-of-network providers), or if you need

Chapter 7. What to do if you have a problem or complaint (coverage decisions, appeals, complaints)

time to get information to us for the review. If we decide to take extra days, we will tell you in writing. We can't take extra time to make a decision if your request is for a Medicare Part B prescription drug.

- If you believe we should *not* take extra days, you can file a “fast complaint” about our decision to take extra days. (For more information about the process for making complaints, including fast complaints, see Section 9 of this chapter.) We will call you as soon as we make the decision.
- **To get a fast coverage decision, you must meet two requirements:**
 - You can get a fast coverage decision *only* if you are asking for coverage for medical care *you have not yet received*. (You cannot ask for a fast coverage decision if your request is about payment for medical care you have already received.)
 - You can get a fast coverage decision *only* if using the standard deadlines could *cause serious harm to your health or hurt your ability to function*.
- **If your doctor tells us that your health requires a “fast coverage decision,” we will automatically agree to give you a fast coverage decision.**
- If you ask for a fast coverage decision on your own, without your doctor's support, we will decide whether your health requires that we give you a fast coverage decision.
 - If we decide that your medical condition does not meet the requirements for a fast coverage decision, we will send you a letter that says so (and we will use the standard deadlines instead).
 - This letter will tell you that if your doctor asks for the fast coverage decision, we will automatically give a fast coverage decision.
 - The letter will also tell how you can file a “fast complaint” about our decision to give you a standard coverage decision instead of the fast coverage decision you requested. (For more information about the process for making complaints, including fast complaints, see Section 9 of this chapter.)

Step 2: We consider your request for medical care coverage and give you our answer.

Deadlines for a “fast coverage decision”

- Generally, for a fast coverage decision on a request for a medical item or service, we will give you our answer **within 72 hours**. If your request is for a Medicare Part B prescription drug, we will answer **within 24 hours**.
 - As explained above, we can take up to 14 more calendar days under certain circumstances. If we decide to take extra days to make the coverage decision, we will tell you in writing. We can't take extra time to make a decision if your request is for a Medicare Part B prescription drug.

**Chapter 7. What to do if you have a problem or complaint
(coverage decisions, appeals, complaints)**

- If you believe we should *not* take extra days, you can file a “fast complaint” about our decision to take extra days. When you file a fast complaint, we will give you an answer to your complaint within 24 hours. (For more information about the process for making complaints, including fast complaints, see Section 9 of this chapter.)
 - If we do not give you our answer within 72 hours (or if there is an extended time period, by the end of that period), or 24 hours if your request is for a Part B prescription drug, you have the right to appeal. Section 5.3 below tells how to make an appeal.
- **If our answer is no to part or all of what you requested**, we will send you a detailed written explanation as to why we said no.

Deadlines for a “standard coverage decision”

- Generally, for a standard coverage decision on a request for a medical item or service, we will give you our answer **within 14 calendar days of receiving your request**. If your request is for a Medicare Part B prescription drug, we will give you an answer **within 72 hours** of receiving your request.
 - For a request for a medical item or service, we can take up to 14 more calendar days (“an extended time period”) under certain circumstances. If we decide to take extra days to make the coverage decision, we will tell you in writing. We can’t take extra time to make a decision if your request is for a Medicare Part B prescription drug.
 - If you believe we should *not* take extra days, you can file a “fast complaint” about our decision to take extra days. When you file a fast complaint, we will give you an answer to your complaint within 24 hours. (For more information about the process for making complaints, including fast complaints, see Section 9 of this chapter.)
 - If we do not give you our answer within 14 calendar days (or if there is an extended time period, by the end of that period), or 72 hours if your request is for a Part B prescription drug, you have the right to appeal. Section 5.3 below tells how to make an appeal.
- **If our answer is no to part or all of what you requested**, we will send you a written statement that explains why we said no.

Step 3: If we say no to your request for coverage for medical care, you decide if you want to make an appeal.

- If we say no, you have the right to ask us to reconsider – and perhaps change – this decision by making an appeal. Making an appeal means making another try to get the medical care coverage you want.
- If you decide to make an appeal, it means you are going on to Level 1 of the appeals process (see Section 5.3 below).

Chapter 7. What to do if you have a problem or complaint (coverage decisions, appeals, complaints)

Section 5.3

Step-by-step: How to make a Level 1 Appeal

(how to ask for a review of a medical care coverage decision made by our plan)

Legal Terms

An appeal to the plan about a medical care coverage decision is called a plan “reconsideration.”

Step 1: You contact us and make your appeal. If your health requires a quick response, you must ask for a “fast appeal.”

What to do

- **To start an appeal you, your doctor, or your representative, must contact us.** For details on how to reach us for any purpose related to your appeal, go to Chapter 2, Section 1 and look for section called, *How to contact us when you are making an appeal about your medical care*.
- **If you are asking for a standard appeal, make your standard appeal in writing by submitting a request.** You may also ask for an appeal by calling us at the phone number shown in Chapter 2, Section 1 (*How to contact us when you are making an appeal about your medical care*).
 - If you have someone appealing our decision for you other than your doctor, your appeal must include an Appointment of Representative form authorizing this person to represent you. (To get the form, call Customer Service (phone numbers are printed on the back cover of this booklet) and ask for the “Appointment of Representative” form. It is also available on Medicare’s website at www.cms.gov/Medicare/CMS-Forms/CMS-Forms/downloads/cms1696.pdf or on our website at www.yoursummithealth.com.) While we can accept an appeal request without the form, we cannot begin or complete our review until we receive it. If we do not receive the form within 44 calendar days after receiving your appeal request (our deadline for making a decision on your appeal), your appeal request will be dismissed. If this happens, we will send you a written notice explaining your right to ask the Independent Review Organization to review our decision to dismiss your appeal.
- **If you are asking for a fast appeal, make your appeal in writing or call us** at the phone number shown in Chapter 2, Section 1 (*How to contact us when you are making an appeal about your medical care*).
- **You must make your appeal request within 60 calendar days** from the date on the written notice we sent to tell you our answer to your request for a coverage decision. If you miss this deadline and have a good reason for missing it, explain the reason your appeal is late when you make your appeal. We may give you more time to make your appeal. Examples of good

Chapter 7. What to do if you have a problem or complaint (coverage decisions, appeals, complaints)

cause for missing the deadline may include if you had a serious illness that prevented you from contacting us or if we provided you with incorrect or incomplete information about the deadline for requesting an appeal.

- **You can ask for a copy of the information regarding your medical decision and add more information to support your appeal.**
 - You have the right to ask us for a copy of the information regarding your appeal.
 - If you wish, you and your doctor may give us additional information to support your appeal.

If your health requires it, ask for a “fast appeal” (you can make a request by calling us)

Legal Terms
A “fast appeal” is also called an “expedited reconsideration.”

- If you are appealing a decision we made about coverage for care that you have not yet received, you and/or your doctor will need to decide if you need a “fast appeal.”
- The requirements and procedures for getting a “fast appeal” are the same as those for getting a “fast coverage decision.” To ask for a fast appeal, follow the instructions for asking for a fast coverage decision. (These instructions are given earlier in this section.)
- If your doctor tells us that your health requires a “fast appeal,” we will give you a fast appeal.

Step 2: We consider your appeal and we give you our answer.

- When our plan is reviewing your appeal, we take another careful look at all of the information about your request for coverage of medical care. We check to see if we were following all the rules when we said no to your request.
- We will gather more information if we need it. We may contact you or your doctor to get more information.

Deadlines for a “fast appeal”

- When we are using the fast deadlines, we must give you our answer **within 72 hours after we receive your appeal**. We will give you our answer sooner if your health requires us to do so.
 - However, if you ask for more time, or if we need to gather more information that may benefit you, we **can take up to 14 more calendar days** if your request is for a medical item or service. If we decide to take extra days to make the decision, we will tell you in writing. We can’t take extra time to make a decision if your request is for a Medicare Part B prescription drug.

**Chapter 7. What to do if you have a problem or complaint
(coverage decisions, appeals, complaints)**

- If we do not give you an answer within 72 hours (or by the end of the extended time period if we took extra days), we are required to automatically send your request on to Level 2 of the appeals process, where it will be reviewed by an Independent Review Organization. Later in this section, we tell you about this organization and explain what happens at Level 2 of the appeals process.
- **If our answer is yes to part or all of what you requested**, we must authorize or provide the coverage we have agreed to provide within 72 hours after we receive your appeal.
- **If our answer is no to part or all of what you requested**, we will automatically send your appeal to the Independent Review Organization for a Level 2 Appeal.

Deadlines for a “standard appeal”

- If we are using the standard deadlines, we must give you our answer on a request for a medical item or service **within 30 calendar days** after we receive your appeal if your appeal is about coverage for services you have not yet received. If your request is for a Medicare Part B prescription drug you have not yet received, we will give you our answer **within 7 calendar days** after we receive your appeal. We will give you our decision sooner if your health condition requires us to.
 - However, if you ask for more time, or if we need to gather more information that may benefit you, **we can take up to 14 more calendar days** if your request is for a medical item or service. If we decide to take extra days to make the decision, we will tell you in writing. We can’t take extra time to make a decision if your request is for a Medicare Part B prescription drug.
 - If you believe we should *not* take extra days, you can file a “fast complaint” about our decision to take extra days. When you file a fast complaint, we will give you an answer to your complaint within 24 hours. (For more information about the process for making complaints, including fast complaints, see Section 9 of this chapter.)
 - If we do not give you an answer by the applicable deadline above (or by the end of the extended time period if we took extra days on your request for a medical item or service), we are required to send your request on to Level 2 of the appeals process, where it will be reviewed by an Independent Review Organization. Later in this section, we talk about this review organization and explain what happens at Level 2 of the appeals process.
- **If our answer is yes to part or all of what you requested**, we must authorize or provide the coverage we have agreed to provide within 30 calendar days if your request is for a medical item or service, or **within 7 calendar days** if your request is for a Medicare Part B prescription drug.
- **If our answer is no to part or all of what you requested**, we will automatically send your appeal to the Independent Review Organization for a Level 2 Appeal.

Chapter 7. What to do if you have a problem or complaint (coverage decisions, appeals, complaints)

Step 3: If our plan says no to part or all of your appeal, your case will *automatically* be sent on to the next level of the appeals process.

- To make sure we were following all the rules when we said no to your appeal, **we are required to send your appeal to the “Independent Review Organization.”** When we do this, it means that your appeal is going on to the next level of the appeals process, which is Level 2.

Section 5.4 Step-by-step: How a Level 2 Appeal is done

If we say no to your Level 1 Appeal, your case will *automatically* be sent on to the next level of the appeals process. During the Level 2 Appeal, the **Independent Review Organization** reviews our decision for your first appeal. This organization decides whether the decision we made should be changed.

Legal Terms

The formal name for the “Independent Review Organization” is the **“Independent Review Entity.”** It is sometimes called the **“IRE.”**

Step 1: The Independent Review Organization reviews your appeal.

- The Independent Review Organization is an independent organization that is hired by Medicare.** This organization is not connected with us and it is not a government agency. This organization is a company chosen by Medicare to handle the job of being the Independent Review Organization. Medicare oversees its work.
- We will send the information about your appeal to this organization. This information is called your “case file.” **You have the right to ask us for a copy of your case file.**
- You have a right to give the Independent Review Organization additional information to support your appeal.
- Reviewers at the Independent Review Organization will take a careful look at all of the information related to your appeal.

If you had a “fast appeal” at Level 1, you will also have a “fast appeal” at Level 2

- If you had a fast appeal to our plan at Level 1, you will automatically receive a fast appeal at Level 2. The review organization must give you an answer to your Level 2 Appeal **within 72 hours** of when it receives your appeal.
- However, if your request is for a medical item or service and the Independent Review Organization needs to gather more information that may benefit you, **it can take up to 14 more calendar days.** The Independent Review Organization can’t take extra time to make a decision if your request is for a Medicare Part B prescription drug.

**Chapter 7. What to do if you have a problem or complaint
(coverage decisions, appeals, complaints)**

If you had a “standard appeal” at Level 1, you will also have a “standard appeal” at Level 2

- If you had a standard appeal to our plan at Level 1, you will automatically receive a standard appeal at Level 2. If your request is for a medical item or service, the review organization must give you an answer to your Level 2 Appeal **within 30 calendar days** of when it receives your appeal. If your request is for a Medicare Part B prescription drug, the review organization must give you an answer to your Level 2 Appeal **within 7 calendar days** of when it receives your appeal.
 - However, if your request is for a medical item or service and the Independent Review Organization needs to gather more information that may benefit you, **it can take up to 14 more calendar days**. The Independent Review Organization can’t take extra time to make a decision if your request is for a Medicare Part B prescription drug.

Step 2: The Independent Review Organization gives you their answer.

The Independent Review Organization will tell you its decision in writing and explain the reasons for it.

- **If the review organization says yes to part or all of a request for a medical item or service**, we must authorize the medical care coverage within 72 hours or provide the service within 14 calendar days after we receive the decision from the review organization for standard requests or within 72 hours from the date we receive the decision from the review organization for expedited requests.
- **If the review organization says yes to part or all of a request for a Medicare Part B prescription drug**, we must authorize or provide the Part B prescription drug under dispute within **72 hours** after we receive the decision from the review organization for **standard requests** or within **24 hours** from the date we receive the decision from the review organization for **expedited requests**.
- **If this organization says no to part or all of your appeal**, it means they agree with us that your request (or part of your request) for coverage for medical care should not be approved. (This is called “upholding the decision.” It is also called “turning down your appeal.”)
 - If the Independent Review Organization “upholds the decision” you have the right to a Level 3 Appeal. However, to make another appeal at Level 3, the dollar value of the medical care coverage you are requesting must meet a certain minimum. If the dollar value of the coverage you are requesting is too low, you cannot make another appeal, which means that the decision at Level 2 is final. The written notice you get from the Independent Review Organization will tell you how to find out the dollar amount to continue the appeals process.

**Chapter 7. What to do if you have a problem or complaint
(coverage decisions, appeals, complaints)****Step 3: If your case meets the requirements, you choose whether you want to take your appeal further.**

- There are three additional levels in the appeals process after Level 2 (for a total of five levels of appeal).
- If your Level 2 Appeal is turned down and you meet the requirements to continue with the appeals process, you must decide whether you want to go on to Level 3 and make a third appeal. The details on how to do this are in the written notice you get after your Level 2 Appeal.
- The Level 3 Appeal is handled by an Administrative Law Judge or attorney adjudicator. Section 8 in this chapter tells more about Levels 3, 4, and 5 of the appeals process.

Section 5.5 What if you are asking us to pay you for our share of a bill you have received for medical care?

If you want to ask us for payment for medical care, start by reading Chapter 5 of this booklet: *Asking us to pay our share of a bill you have received for covered medical services*. Chapter 5 describes the situations in which you may need to ask for reimbursement or to pay a bill you have received from a provider. It also tells how to send us the paperwork that asks us for payment.

Asking for reimbursement is asking for a coverage decision from us

If you send us the paperwork that asks for reimbursement, you are asking us to make a coverage decision (for more information about coverage decisions, see Section 4.1 of this chapter). To make this coverage decision, we will check to see if the medical care you paid for is a covered service (see Chapter 4: *Medical Benefits Chart (what is covered and what you pay)*). We will also check to see if you followed all the rules for using your coverage for medical care (these rules are given in Chapter 3 of this booklet: *Using the plan's coverage for your medical services*).

We will say yes or no to your request

- If the medical care you paid for is covered and you followed all the rules, we will send you the payment for our share of the cost of your medical care within 60 calendar days after we receive your request. Or, if you haven't paid for the services, we will send the payment directly to the provider. (When we send the payment, it's the same as saying *yes* to your request for a coverage decision.)
- If the medical care is *not* covered, or you did *not* follow all the rules, we will not send payment. Instead, we will send you a letter that says we will not pay for the services and the reasons why in detail. (When we turn down your request for payment, it's the same as saying *no* to your request for a coverage decision.)

**Chapter 7. What to do if you have a problem or complaint
(coverage decisions, appeals, complaints)**

What if you ask for payment and we say that we will not pay?

If you do not agree with our decision to turn you down, **you can make an appeal**. If you make an appeal, it means you are asking us to change the coverage decision we made when we turned down your request for payment.

To make this appeal, follow the process for appeals that we describe in Section 5.3. Go to this section for step-by-step instructions. When you are following these instructions, please note:

- If you make an appeal for reimbursement, we must give you our answer within 60 calendar days after we receive your appeal. (If you are asking us to pay you back for medical care you have already received and paid for yourself, you are not allowed to ask for a fast appeal.)
- If the Independent Review Organization reverses our decision to deny payment, we must send the payment you have requested to you or to the provider within 30 calendar days. If the answer to your appeal is yes at any stage of the appeals process after Level 2, we must send the payment you requested to you or to the provider within 60 calendar days.

SECTION 6 How to ask us to cover a longer inpatient hospital stay if you think the doctor is discharging you too soon

When you are admitted to a hospital, you have the right to get all of your covered hospital services that are necessary to diagnose and treat your illness or injury. For more information about our coverage for your hospital care, including any limitations on this coverage, see Chapter 4 of this booklet: *Medical Benefits Chart (what is covered and what you pay)*.

During your covered hospital stay, your doctor and the hospital staff will be working with you to prepare for the day when you will leave the hospital. They will also help arrange for care you may need after you leave.

- The day you leave the hospital is called your “**discharge date**.”
- When your discharge date has been decided, your doctor or the hospital staff will let you know.
- If you think you are being asked to leave the hospital too soon, you can ask for a longer hospital stay and your request will be considered. This section tells you how to ask.

Section 6.1 During your inpatient hospital stay, you will get a written notice from Medicare that tells about your rights

During your covered hospital stay, you will be given a written notice called *An Important Message from Medicare about Your Rights*. Everyone with Medicare gets a copy of this notice whenever they are admitted to a hospital. Someone at the hospital (for example, a caseworker or

Chapter 7. What to do if you have a problem or complaint (coverage decisions, appeals, complaints)

nurse) must give it to you within two days after you are admitted. If you do not get the notice, ask any hospital employee for it. If you need help, please call Customer Service (phone numbers are printed on the back cover of this booklet). You can also call 1-800-MEDICARE (1-800-633-4227), 24 hours a day, 7 days a week. TTY users should call 1-877-486-2048.

1. **Read this notice carefully and ask questions if you don't understand it.** It tells you about your rights as a hospital patient, including:
 - Your right to receive Medicare covered services during and after your hospital stay, as ordered by your doctor. This includes the right to know what these services are, who will pay for them, and where you can get them.
 - Your right to be involved in any decisions about your hospital stay, and your right to know who will pay for it.
 - Where to report any concerns you have about quality of your hospital care.
 - Your right to appeal your discharge decision if you think you are being discharged from the hospital too soon.

Legal Terms
The written notice from Medicare tells you how you can “ request an immediate review .” Requesting an immediate review is a formal, legal way to ask for a delay in your discharge date so that we will cover your hospital care for a longer time. (Section 6.2 below tells you how you can request an immediate review.)

2. **You will be asked to sign the written notice to show that you received it and understand your rights.**
 - You or someone who is acting on your behalf will be asked to sign the notice. (Section 4 of this chapter tells how you can give written permission to someone else to act as your representative.)
 - Signing the notice shows *only* that you have received the information about your rights. The notice does not give your discharge date (your doctor or hospital staff will tell you your discharge date). Signing the notice **does not mean** you are agreeing on a discharge date.
3. **Keep your copy** of the notice so you will have the information about making an appeal (or reporting a concern about quality of care) handy if you need it.
 - If you sign the notice more than two days before the day you leave the hospital, you will get another copy before you are scheduled to be discharged.

**Chapter 7. What to do if you have a problem or complaint
(coverage decisions, appeals, complaints)**

- To look at a copy of this notice in advance, you can call Customer Service (phone numbers are printed on the back cover of this booklet) or 1-800 MEDICARE (1-800-633-4227), 24 hours a day, 7 days a week. TTY users should call 1-877-486-2048. You can also see the notice online at www.cms.gov/Medicare/Medicare-General-Information/BNI/HospitalDischargeAppealNotices.

Section 6.2 Step-by-step: How to make a Level 1 Appeal to change your hospital discharge date

If you want to ask for your inpatient hospital services to be covered by us for a longer time, you will need to use the appeals process to make this request. Before you start, understand what you need to do and what the deadlines are.

- **Follow the process.** Each step in the first two levels of the appeals process is explained below.
- **Meet the deadlines.** The deadlines are important. Be sure that you understand and follow the deadlines that apply to things you must do.
- **Ask for help if you need it.** If you have questions or need help at any time, please call Customer Service (phone numbers are printed on the back cover of this booklet). Or call your SHIP, a government organization that provides personalized assistance (see Section 2 of this chapter).

During a Level 1 Appeal, the Quality Improvement Organization reviews your appeal. It checks to see if your planned discharge date is medically appropriate for you.

Step 1: Contact the Quality Improvement Organization for your state and ask for a “fast review” of your hospital discharge. You must act quickly.

What is the Quality Improvement Organization?

- This organization is a group of doctors and other health care professionals who are paid by the Federal government. These experts are not part of our plan. This organization is paid by Medicare to check on and help improve the quality of care for people with Medicare. This includes reviewing hospital discharge dates for people with Medicare.

How can you contact this organization?

- The written notice you received (*An Important Message from Medicare About Your Rights*) tells you how to reach this organization. (Or find the name, address, and phone number of the Quality Improvement Organization for your state in Chapter 2, Section 4, of this booklet.)

Chapter 7. What to do if you have a problem or complaint (coverage decisions, appeals, complaints)

Act quickly:

- To make your appeal, you must contact the Quality Improvement Organization *before* you leave the hospital and **no later than midnight the day of your discharge**. (Your “planned discharge date” is the date that has been set for you to leave the hospital.)
 - If you meet this deadline, you are allowed to stay in the hospital *after* your discharge date *without paying for it* while you wait to get the decision on your appeal from the Quality Improvement Organization.
 - If you do *not* meet this deadline, and you decide to stay in the hospital after your planned discharge date, *you may have to pay all of the costs* for hospital care you receive after your planned discharge date.
- If you miss the deadline for contacting the Quality Improvement Organization, and you still wish to appeal, you must make an appeal directly to our plan instead. For details about this other way to make your appeal, see Section 6.4.

Ask for a “fast review”:

- You must ask the Quality Improvement Organization for a **“fast review”** of your discharge. Asking for a “fast review” means you are asking for the organization to use the “fast” deadlines for an appeal instead of using the standard deadlines.

Legal Terms
A “fast review” is also called an “ immediate review ” or an “ expedited review .”

Step 2: The Quality Improvement Organization conducts an independent review of your case.

What happens during this review?

- Health professionals at the Quality Improvement Organization (we will call them “the reviewers” for short) will ask you (or your representative) why you believe coverage for the services should continue. You don’t have to prepare anything in writing, but you may do so if you wish.
- The reviewers will also look at your medical information, talk with your doctor, and review information that the hospital and we have given to them.

Chapter 7. What to do if you have a problem or complaint (coverage decisions, appeals, complaints)

- By noon of the day after the reviewers informed our plan of your appeal, you will also get a written notice that gives your planned discharge date and explains in detail the reasons why your doctor, the hospital, and we think it is right (medically appropriate) for you to be discharged on that date.

Legal Terms

This written explanation is called the “**Detailed Notice of Discharge.**” You can get a sample of this notice by calling Customer Service (phone numbers are printed on the back cover of this booklet) or 1-800-MEDICARE (1-800-633-4227), 24 hours a day, 7 days a week. TTY users should call 1-877-486-2048. Or you can see a sample notice online at www.cms.gov/Medicare/Medicare-General-Information/BNI/HospitalDischargeAppealNotices.html.

Step 3: Within one full day after it has all the needed information, the Quality Improvement Organization will give you its answer to your appeal.

What happens if the answer is yes?

- If the review organization says *yes* to your appeal, **we must keep providing your covered inpatient hospital services for as long as these services are medically necessary.**
- You will have to keep paying your share of the costs (such as deductibles or copayments, if these apply). In addition, there may be limitations on your covered hospital services. (See Chapter 4 of this booklet).

What happens if the answer is no?

- If the review organization says *no* to your appeal, they are saying that your planned discharge date is medically appropriate. If this happens, **our coverage for your inpatient hospital services will end** at noon on the day *after* the Quality Improvement Organization gives you its answer to your appeal.
- If the review organization says *no* to your appeal and you decide to stay in the hospital, then **you may have to pay the full cost** of hospital care you receive after noon on the day after the Quality Improvement Organization gives you its answer to your appeal.

Step 4: If the answer to your Level 1 Appeal is no, you decide if you want to make another appeal

- If the Quality Improvement Organization has turned down your appeal, *and* you stay in the hospital after your planned discharge date, then you can make another appeal. Making another appeal means you are going on to “Level 2” of the appeals process.

**Chapter 7. What to do if you have a problem or complaint
(coverage decisions, appeals, complaints)****Section 6.3 Step-by-step: How to make a Level 2 Appeal to change your hospital discharge date**

If the Quality Improvement Organization has turned down your appeal, *and* you stay in the hospital after your planned discharge date, then you can make a Level 2 Appeal. During a Level 2 Appeal, you ask the Quality Improvement Organization to take another look at the decision they made on your first appeal. If the Quality Improvement Organization turns down your Level 2 Appeal, you may have to pay the full cost for your stay after your planned discharge date.

Here are the steps for Level 2 of the appeal process:

Step 1: You contact the Quality Improvement Organization again and ask for another review

- You must ask for this review **within 60 calendar days** after the day the Quality Improvement Organization said *no* to your Level 1 Appeal. You can ask for this review only if you stay in the hospital after the date that your coverage for the care ended.

Step 2: The Quality Improvement Organization does a second review of your situation

- Reviewers at the Quality Improvement Organization will take another careful look at all of the information related to your appeal.

Step 3: Within 14 calendar days of receipt of your request for a second review, the Quality Improvement Organization reviewers will decide on your appeal and tell you their decision.***If the review organization says yes:***

- **We must reimburse you** for our share of the costs of hospital care you have received since noon on the day after the date your first appeal was turned down by the Quality Improvement Organization. **We must continue providing coverage for your inpatient hospital care for as long as it is medically necessary.**
- You must continue to pay your share of the costs and coverage limitations may apply.

If the review organization says no:

- It means they agree with the decision they made on your Level 1 Appeal and will not change it. This is called “upholding the decision.”
- The notice you get will tell you in writing what you can do if you wish to continue with the review process. It will give you the details about how to go on to the next level of appeal, which is handled by an Administrative Law Judge or attorney adjudicator.

Chapter 7. What to do if you have a problem or complaint (coverage decisions, appeals, complaints)

Step 4: If the answer is no, you will need to decide whether you want to take your appeal further by going on to Level 3

- There are three additional levels in the appeals process after Level 2 (for a total of five levels of appeal). If the review organization turns down your Level 2 Appeal, you can choose whether to accept that decision or whether to go on to Level 3 and make another appeal. At Level 3, your appeal is reviewed by an Administrative Law Judge or attorney adjudicator.
- Section 8 in this chapter tells more about Levels 3, 4, and 5 of the appeals process.

Section 6.4 What if you miss the deadline for making your Level 1 Appeal?

You can appeal to us instead

As explained above in Section 6.2, you must act quickly to contact the Quality Improvement Organization to start your first appeal of your hospital discharge. (“Quickly” means before you leave the hospital and no later than your planned discharge date, whichever comes first.) If you miss the deadline for contacting this organization, there is another way to make your appeal.

If you use this other way of making your appeal, *the first two levels of appeal are different.*

Step-by-Step: How to make a Level 1 Alternate Appeal

If you miss the deadline for contacting the Quality Improvement Organization, you can make an appeal to us, asking for a “fast review.” A fast review is an appeal that uses the fast deadlines instead of the standard deadlines.

Legal Terms

A “fast review” (or “fast appeal”) is also called an “**expedited appeal**.”

Step 1: Contact us and ask for a “fast review.”

- For details on how to contact us, go to Chapter 2, Section 1 and look for the section called, *How to contact us when you are making an appeal about your medical care.*
- **Be sure to ask for a “fast review.”** This means you are asking us to give you an answer using the “fast” deadlines rather than the “standard” deadlines.

Step 2: We do a “fast review” of your planned discharge date, checking to see if it was medically appropriate.

- During this review, we take a look at all of the information about your hospital stay. We check to see if your planned discharge date was medically appropriate. We will check to see if the decision about when you should leave the hospital was fair and followed all the rules.

Chapter 7. What to do if you have a problem or complaint (coverage decisions, appeals, complaints)

- In this situation, we will use the “fast” deadlines rather than the “standard” deadlines for giving you the answer to this review.

Step 3: We give you our decision within 72 hours after you ask for a “fast review” (“fast appeal”).

- **If we say yes to your fast appeal**, it means we have agreed with you that you still need to be in the hospital after the discharge date, and will keep providing your covered inpatient hospital services for as long as it is medically necessary. It also means that we have agreed to reimburse you for our share of the costs of care you have received since the date when we said your coverage would end. (You must pay your share of the costs and there may be coverage limitations that apply.)
- **If we say no to your fast appeal**, we are saying that your planned discharge date was medically appropriate. Our coverage for your inpatient hospital services ends as of the day we said coverage would end.
 - If you stayed in the hospital *after* your planned discharge date, then **you may have to pay the full cost** of hospital care you received after the planned discharge date.

Step 4: If we say *no* to your fast appeal, your case will *automatically* be sent on to the next level of the appeals process.

- To make sure we were following all the rules when we said no to your fast appeal, **we are required to send your appeal to the “Independent Review Organization.”** When we do this, it means that you are *automatically* going on to Level 2 of the appeals process.

Step-by-Step: Level 2 Alternate Appeal Process

During the Level 2 Appeal, an **Independent Review Organization** reviews the decision we made when we said no to your “fast appeal.” This organization decides whether the decision we made should be changed.

Legal Terms
The formal name for the “Independent Review Organization” is the “Independent Review Entity.” It is sometimes called the “IRE.”

Step 1: We will automatically forward your case to the Independent Review Organization.

- We are required to send the information for your Level 2 Appeal to the Independent Review Organization within 24 hours of when we tell you that we are saying no to your first appeal. (If you think we are not meeting this deadline or other deadlines, you can make a complaint.)

**Chapter 7. What to do if you have a problem or complaint
(coverage decisions, appeals, complaints)**

The complaint process is different from the appeal process. Section 9 of this chapter tells how to make a complaint.)

Step 2: The Independent Review Organization does a “fast review” of your appeal. The reviewers give you an answer within 72 hours.

- **The Independent Review Organization is an independent organization that is hired by Medicare.** This organization is not connected with our plan and it is not a government agency. This organization is a company chosen by Medicare to handle the job of being the Independent Review Organization. Medicare oversees its work.
- Reviewers at the Independent Review Organization will take a careful look at all of the information related to your appeal of your hospital discharge.
- **If this organization says *yes* to your appeal,** then we must reimburse you (pay you back) for our share of the costs of hospital care you have received since the date of your planned discharge. We must also continue the plan’s coverage of your inpatient hospital services for as long as it is medically necessary. You must continue to pay your share of the costs. If there are coverage limitations, these could limit how much we would reimburse or how long we would continue to cover your services.
- **If this organization says *no* to your appeal,** it means they agree with us that your planned hospital discharge date was medically appropriate.
 - The notice you get from the Independent Review Organization will tell you in writing what you can do if you wish to continue with the review process. It will give you the details about how to go on to a Level 3 Appeal, which is handled by an Administrative Law Judge or attorney adjudicator.

Step 3: If the Independent Review Organization turns down your appeal, you choose whether you want to take your appeal further

- There are three additional levels in the appeals process after Level 2 (for a total of five levels of appeal). If reviewers say no to your Level 2 Appeal, you decide whether to accept their decision or go on to Level 3 and make a third appeal.
- Section 8 in this chapter tells more about Levels 3, 4, and 5 of the appeals process.

Chapter 7. What to do if you have a problem or complaint (coverage decisions, appeals, complaints)

SECTION 7 How to ask us to keep covering certain medical services if you think your coverage is ending too soon

<p>Section 7.1</p>	<p><i>This section is about three services only:</i> Home health care, skilled nursing facility care, and Comprehensive Outpatient Rehabilitation Facility (CORF) services</p>
---------------------------	---

This section is about the following types of care *only*:

- **Home health care services** you are getting.
- **Skilled nursing care** you are getting as a patient in a skilled nursing facility. (To learn about requirements for being considered a “skilled nursing facility,” see Chapter 10, *Definitions of important words*.)
- **Rehabilitation care** you are getting as an outpatient at a Medicare-approved Comprehensive Outpatient Rehabilitation Facility (CORF). Usually, this means you are getting treatment for an illness or accident, or you are recovering from a major operation. (For more information about this type of facility, see Chapter 10, *Definitions of important words*.)

When you are getting any of these types of care, you have the right to keep getting your covered services for that type of care for as long as the care is needed to diagnose and treat your illness or injury. For more information on your covered services, including your share of the cost and any limitations to coverage that may apply, see Chapter 4 of this booklet: *Medical Benefits Chart (what is covered and what you pay)*.

When we decide it is time to stop covering any of the three types of care for you, we are required to tell you in advance. When your coverage for that care ends, *we will stop paying our share of the cost for your care*.

If you think we are ending the coverage of your care too soon, you can appeal our decision. This section tells you how to ask for an appeal.

Chapter 7. What to do if you have a problem or complaint (coverage decisions, appeals, complaints)

Section 7.2 We will tell you in advance when your coverage will be ending

1. **You receive a notice in writing.** At least two days before our plan is going to stop covering your care, you will receive a notice.
 - The written notice tells you the date when we will stop covering the care for you.
 - The written notice also tells what you can do if you want to ask our plan to change this decision about when to end your care, and keep covering it for a longer period of time.

Legal Terms

In telling you what you can do, the written notice is telling how you can request a **“fast-track appeal.”** Requesting a fast-track appeal is a formal, legal way to request a change to our coverage decision about when to stop your care. (Section 7.3 below tells how you can request a fast-track appeal.)

The written notice is called the **“Notice of Medicare Non-Coverage.”**

2. **You will be asked to sign the written notice to show that you received it.**
 - You or someone who is acting on your behalf will be asked to sign the notice. (Section 4 tells how you can give written permission to someone else to act as your representative.)
 - Signing the notice shows *only* that you have received the information about when your coverage will stop. **Signing it does not mean you agree** with the plan that it’s time to stop getting the care.

Section 7.3 Step-by-step: How to make a Level 1 Appeal to have our plan cover your care for a longer time

If you want to ask us to cover your care for a longer period of time, you will need to use the appeals process to make this request. Before you start, understand what you need to do and what the deadlines are.

- **Follow the process.** Each step in the first two levels of the appeals process is explained below.
- **Meet the deadlines.** The deadlines are important. Be sure that you understand and follow the deadlines that apply to things you must do. There are also deadlines our plan must follow. (If you think we are not meeting our deadlines, you can file a complaint. Section 9 of this chapter tells you how to file a complaint.)
- **Ask for help if you need it.** If you have questions or need help at any time, please call Customer Service (phone numbers are printed on the back cover of this booklet). Or call your SHIP, a government organization that provides personalized assistance (see Section 2 of this chapter).

**Chapter 7. What to do if you have a problem or complaint
(coverage decisions, appeals, complaints)**

During a Level 1 Appeal, the Quality Improvement Organization reviews your appeal and decides whether to change the decision made by our plan.

Step 1: Make your Level 1 Appeal: contact the Quality Improvement Organization for your state and ask for a review. You must act quickly.

What is the Quality Improvement Organization?

- This organization is a group of doctors and other health care experts who are paid by the Federal government. These experts are not part of our plan. They check on the quality of care received by people with Medicare and review plan decisions about when it's time to stop covering certain kinds of medical care.

How can you contact this organization?

- The written notice you received tells you how to reach this organization. (Or find the name, address, and phone number of the Quality Improvement Organization for your state in Chapter 2, Section 4, of this booklet.)

What should you ask for?

- Ask this organization for a “fast-track appeal” (to do an independent review) of whether it is medically appropriate for us to end coverage for your medical services.

Your deadline for contacting this organization.

- You must contact the Quality Improvement Organization to start your appeal by noon of the day before the effective date on the Notice of Medicare Non-Coverage.
- If you miss the deadline for contacting the Quality Improvement Organization, and you still wish to file an appeal, you must make an appeal directly to us instead. For details about this other way to make your appeal, see Section 7.5.

Step 2: The Quality Improvement Organization conducts an independent review of your case.

What happens during this review?

- Health professionals at the Quality Improvement Organization (we will call them “the reviewers” for short) will ask you (or your representative) why you believe coverage for the services should continue. You don't have to prepare anything in writing, but you may do so if you wish.
- The review organization will also look at your medical information, talk with your doctor, and review information that our plan has given to them.

Chapter 7. What to do if you have a problem or complaint (coverage decisions, appeals, complaints)

- By the end of the day the reviewers inform us of your appeal, and you will also get a written notice from us that explain in detail our reasons for ending our coverage for your services.

Legal Terms

This notice of explanation is called the
“Detailed Explanation of Non-Coverage.”

Step 3: Within one full day after they have all the information they need, the reviewers will tell you their decision.

What happens if the reviewers say yes to your appeal?

- If the reviewers say *yes* to your appeal, then **we must keep providing your covered services for as long as it is medically necessary.**
- You will have to keep paying your share of the costs (such as deductibles or copayments, if these apply). In addition, there may be limitations on your covered services (see Chapter 4 of this booklet).

What happens if the reviewers say no to your appeal?

- If the reviewers say *no* to your appeal, then **your coverage will end on the date we have told you.** We will stop paying our share of the costs of this care on the date listed on the notice.
- If you decide to keep getting the home health care, or skilled nursing facility care, or Comprehensive Outpatient Rehabilitation Facility (CORF) services *after* this date when your coverage ends, then **you will have to pay the full cost** of this care yourself.

Step 4: If the answer to your Level 1 Appeal is no, you decide if you want to make another appeal.

- This first appeal you make is “Level 1” of the appeals process. If reviewers say *no* to your Level 1 Appeal – and you choose to continue getting care after your coverage for the care has ended – then you can make another appeal.
- Making another appeal means you are going on to “Level 2” of the appeals process.

Section 7.4

Step-by-step: How to make a Level 2 Appeal to have our plan cover your care for a longer time

If the Quality Improvement Organization has turned down your appeal and you choose to continue getting care after your coverage for the care has ended, then you can make a Level 2 Appeal. During a Level 2 Appeal, you ask the Quality Improvement Organization to take another look at the decision they made on your first appeal. If the Quality Improvement Organization turns down your Level 2 Appeal, you may have to pay the full cost for your home health care, or

skilled nursing facility care, or Comprehensive Outpatient Rehabilitation Facility (CORF) services *after* the date when we said your coverage would end.

Here are the steps for Level 2 of the appeal process:

Step 1: You contact the Quality Improvement Organization again and ask for another review.

- You must ask for this review **within 60 days** after the day when the Quality Improvement Organization said *no* to your Level 1 Appeal. You can ask for this review only if you continued getting care after the date that your coverage for the care ended.

Step 2: The Quality Improvement Organization does a second review of your situation.

- Reviewers at the Quality Improvement Organization will take another careful look at all of the information related to your appeal.

Step 3: Within 14 days of receipt of your appeal request, reviewers will decide on your appeal and tell you their decision.

What happens if the review organization says yes to your appeal?

- **We must reimburse you** for our share of the costs of care you have received since the date when we said your coverage would end. **We must continue providing coverage** for the care for as long as it is medically necessary.
- You must continue to pay your share of the costs and there may be coverage limitations that apply.

What happens if the review organization says no?

- It means they agree with the decision we made to your Level 1 Appeal and will not change it.
- The notice you get will tell you in writing what you can do if you wish to continue with the review process. It will give you the details about how to go on to the next level of appeal, which is handled by an Administrative Law Judge or attorney adjudicator.

Step 4: If the answer is no, you will need to decide whether you want to take your appeal further.

- There are three additional levels of appeal after Level 2, for a total of five levels of appeal. If reviewers turn down your Level 2 Appeal, you can choose whether to accept that decision or to go on to Level 3 and make another appeal. At Level 3, your appeal is reviewed by an Administrative Law Judge or attorney adjudicator.
- Section 8 in this chapter tells more about Levels 3, 4, and 5 of the appeals process.

**Chapter 7. What to do if you have a problem or complaint
(coverage decisions, appeals, complaints)****Section 7.5 What if you miss the deadline for making your Level 1 Appeal?****You can appeal to us instead**

As explained above in Section 7.3, you must act quickly to contact the Quality Improvement Organization to start your first appeal (within a day or two, at the most). If you miss the deadline for contacting this organization, there is another way to make your appeal. If you use this other way of making your appeal, *the first two levels of appeal are different.*

Step-by-Step: How to make a Level 1 Alternate Appeal

If you miss the deadline for contacting the Quality Improvement Organization, you can make an appeal to us, asking for a “fast review.” A fast review is an appeal that uses the fast deadlines instead of the standard deadlines.

Here are the steps for a Level 1 Alternate Appeal:

Legal Terms

A “fast review” (or “fast appeal”) is also called an “**expedited appeal.**”

Step 1: Contact us and ask for a “fast review.”

- For details on how to contact us, go to Chapter 2, Section 1 and look for the section called, *How to contact us when you are making an appeal about your medical care.*
- **Be sure to ask for a “fast review.”** This means you are asking us to give you an answer using the “fast” deadlines rather than the “standard” deadlines.

Step 2: We do a “fast review” of the decision we made about when to end coverage for your services.

- During this review, we take another look at all of the information about your case. We check to see if we were following all the rules when we set the date for ending the plan’s coverage for services you were receiving.
- We will use the “fast” deadlines rather than the “standard” deadlines for giving you the answer to this review.

Step 3: We give you our decision within 72 hours after you ask for a “fast review” (“fast appeal”).

- **If we say yes to your fast appeal,** it means we have agreed with you that you need services longer, and will keep providing your covered services for as long as it is medically necessary. It also means that we have agreed to reimburse you for our share of the costs of care you

Chapter 7. What to do if you have a problem or complaint (coverage decisions, appeals, complaints)

have received since the date when we said your coverage would end. (You must pay your share of the costs and there may be coverage limitations that apply.)

- **If we say no to your fast appeal**, then your coverage will end on the date we told you and we will not pay any share of the costs after this date.
- If you continued to get home health care, or skilled nursing facility care, or Comprehensive Outpatient Rehabilitation Facility (CORF) services *after* the date when we said your coverage would end, then **you will have to pay the full cost** of this care yourself.

Step 4: If we say *no* to your fast appeal, your case will *automatically* go on to the next level of the appeals process.

- To make sure we were following all the rules when we said no to your fast appeal, **we are required to send your appeal to the “Independent Review Organization.”** When we do this, it means that you are *automatically* going on to Level 2 of the appeals process.

Step-by-Step: Level 2 Alternate Appeal Process

During the Level 2 Appeal, an **Independent Review Organization** reviews the decision we made when we said no to your “fast appeal.” This organization decides whether the decision we made should be changed.

Legal Terms
The formal name for the “Independent Review Organization” is the “ Independent Review Entity .” It is sometimes called the “ IRE .”

Step 1: We will automatically forward your case to the Independent Review Organization.

- We are required to send the information for your Level 2 Appeal to the Independent Review Organization within 24 hours of when we tell you that we are saying no to your first appeal. (If you think we are not meeting this deadline or other deadlines, you can make a complaint. The complaint process is different from the appeal process. Section 9 of this chapter tells how to make a complaint.)

Step 2: The Independent Review Organization does a “fast review” of your appeal. The reviewers give you an answer within 72 hours.

- **The Independent Review Organization is an independent organization that is hired by Medicare.** This organization is not connected with our plan and it is not a government agency. This organization is a company chosen by Medicare to handle the job of being the Independent Review Organization. Medicare oversees its work.

**Chapter 7. What to do if you have a problem or complaint
(coverage decisions, appeals, complaints)**

- Reviewers at the Independent Review Organization will take a careful look at all of the information related to your appeal.
- **If this organization says *yes* to your appeal**, then we must reimburse you (pay you back) for our share of the costs of care you have received since the date when we said your coverage would end. We must also continue to cover the care for as long as it is medically necessary. You must continue to pay your share of the costs. If there are coverage limitations, these could limit how much we would reimburse or how long we would continue to cover your services.
- **If this organization says *no* to your appeal**, it means they agree with the decision our plan made to your first appeal and will not change it.
 - The notice you get from the Independent Review Organization will tell you in writing what you can do if you wish to continue with the review process. It will give you the details about how to go on to a Level 3 Appeal.

Step 3: If the Independent Review Organization turns down your appeal, you choose whether you want to take your appeal further.

- There are three additional levels of appeal after Level 2, for a total of five levels of appeal. If reviewers say no to your Level 2 Appeal, you can choose whether to accept that decision or whether to go on to Level 3 and make another appeal. At Level 3, your appeal is reviewed by an Administrative Law Judge or attorney adjudicator.
- Section 8 in this chapter tells more about Levels 3, 4, and 5 of the appeals process.

SECTION 8 Taking your appeal to Level 3 and beyond

Section 8.1 Appeal Levels 3, 4 and 5 for Medical Service Requests
--

This section may be appropriate for you if you have made a Level 1 Appeal and a Level 2 Appeal, and both of your appeals have been turned down.

If the dollar value of the item or medical service you have appealed meets certain minimum levels, you may be able to go on to additional levels of appeal. If the dollar value is less than the minimum level, you cannot appeal any further. If the dollar value is high enough, the written response you receive to your Level 2 Appeal will explain who to contact and what to do to ask for a Level 3 Appeal.

For most situations that involve appeals, the last three levels of appeal work in much the same way. Here is who handles the review of your appeal at each of these levels.

**Chapter 7. What to do if you have a problem or complaint
(coverage decisions, appeals, complaints)**

Level 3 Appeal A judge (called an **Administrative Law Judge**) or an **attorney adjudicator who works for the Federal government** will review your appeal and give you an answer.

- **If the Administrative Law Judge or attorney adjudicator says yes to your appeal, the appeals process *may or may not* be over** - We will decide whether to appeal this decision to Level 4. Unlike a decision at Level 2 (Independent Review Organization), we have the right to appeal a Level 3 decision that is favorable to you.
 - If we decide *not* to appeal the decision, we must authorize or provide you with the service within 60 calendar days after receiving the Administrative Law Judge's or attorney adjudicator's decision.
 - If we decide to appeal the decision, we will send you a copy of the Level 4 Appeal request with any accompanying documents. We may wait for the Level 4 Appeal decision before authorizing or providing the service in dispute.
- **If the Administrative Law Judge or attorney adjudicator says no to your appeal, the appeals process *may or may not* be over.**
 - If you decide to accept this decision that turns down your appeal, the appeals process is over.
 - If you do not want to accept the decision, you can continue to the next level of the review process. If the Administrative Law Judge or attorney adjudicator says no to your appeal, the notice you get will tell you what to do next if you choose to continue with your appeal.

Level 4 Appeal The Medicare **Appeals Council** (Council) will review your appeal and give you an answer. The Council is part of the Federal government.

- **If the answer is yes, or if the Council denies our request to review a favorable Level 3 Appeal decision, the appeals process *may or may not* be over** - We will decide whether to appeal this decision to Level 5. Unlike a decision at Level 2 (Independent Review Organization), we have the right to appeal a Level 4 decision that is favorable to you if the value of the item or medical service meets the required dollar value.
 - If we decide *not* to appeal the decision, we must authorize or provide you with the service within 60 calendar days after receiving the Council's decision.
 - If we decide to appeal the decision, we will let you know in writing.
- **If the answer is no or if the Council denies the review request, the appeals process *may or may not* be over.**
 - If you decide to accept this decision that turns down your appeal, the appeals process is over.
 - If you do not want to accept the decision, you might be able to continue to the next level of the review process. If the Council says no to your appeal, the notice

Chapter 7. What to do if you have a problem or complaint (coverage decisions, appeals, complaints)

you get will tell you whether the rules allow you to go on to a Level 5 Appeal. If the rules allow you to go on, the written notice will also tell you who to contact and what to do next if you choose to continue with your appeal.

Level 5 Appeal A judge at the **Federal District Court** will review your appeal.

- This is the last step of the appeals process.

MAKING COMPLAINTS

SECTION 9 How to make a complaint about quality of care, waiting times, customer service, or other concerns



If your problem is about decisions related to benefits, coverage, or payment, then this section is *not for you*. Instead, you need to use the process for coverage decisions and appeals. Go to Section 4 of this chapter.

Section 9.1 What kinds of problems are handled by the complaint process?

This section explains how to use the process for making complaints. The complaint process is used for certain types of problems *only*. This includes problems related to quality of care, waiting times, and the customer service you receive. Here are examples of the kinds of problems handled by the complaint process.

If you have any of these kinds of problems, you can “make a complaint”

Complaint	Example
Quality of your medical care	<ul style="list-style-type: none"> • Are you unhappy with the quality of the care you have received (including care in the hospital)?
Respecting your privacy	<ul style="list-style-type: none"> • Do you believe that someone did not respect your right to privacy or shared information about you that you feel should be confidential?
Disrespect, poor customer service, or other negative behaviors	<ul style="list-style-type: none"> • Has someone been rude or disrespectful to you? • Are you unhappy with how our Customer Service has treated you? • Do you feel you are being encouraged to leave the plan?

Chapter 7. What to do if you have a problem or complaint (coverage decisions, appeals, complaints)

Complaint	Example
Waiting times	<ul style="list-style-type: none"> • Are you having trouble getting an appointment, or waiting too long to get it? • Have you been kept waiting too long by doctors, pharmacists, or other health professionals? Or by our Customer Service or other staff at the plan? <ul style="list-style-type: none"> ◦ Examples include waiting too long on the phone, in the waiting room, when getting a prescription, or in the exam room.
Cleanliness	<ul style="list-style-type: none"> • Are you unhappy with the cleanliness or condition of a clinic, hospital, or doctor's office?
Information you get from us	<ul style="list-style-type: none"> • Do you believe we have not given you a notice that we are required to give? • Do you think written information we have given you is hard to understand?
Timeliness (These types of complaints are all related to the <i>timeliness</i> of our actions related to coverage decisions and appeals)	<p>The process of asking for a coverage decision and making appeals is explained in sections 4-8 of this chapter. If you are asking for a coverage decision or making an appeal, you use that process, not the complaint process.</p> <p>However, if you have already asked us for a coverage decision or made an appeal, and you think that we are not responding quickly enough, you can also make a complaint about our slowness. Here are examples:</p> <ul style="list-style-type: none"> • If you have asked us to give you a “fast coverage decision” or a “fast appeal,” and we have said we will not, you can make a complaint. • If you believe we are not meeting the deadlines for giving you a coverage decision or an answer to an appeal you have made, you can make a complaint. • When a coverage decision we made is reviewed and we are told that we must cover or reimburse you for certain medical services, there are deadlines that apply. If you think we are not meeting these deadlines, you can make a complaint. • When we do not give you a decision on time, we are required to forward your case to the Independent Review Organization. If we do not do that within the required deadline, you can make a complaint.

Chapter 7. What to do if you have a problem or complaint (coverage decisions, appeals, complaints)

Section 9.2 The formal name for “making a complaint” is “filing a grievance”

Legal Terms

- What this section calls a “**complaint**” is also called a “**grievance.**”
- Another term for “**making a complaint**” is “**filing a grievance.**”
- Another way to say “**using the process for complaints**” is “**using the process for filing a grievance.**”

Section 9.3 Step-by-step: Making a complaint

Step 1: Contact us promptly – either by phone or in writing.

- **Usually, calling Customer Service is the first step.** If there is anything else you need to do, Customer Service will let you know. Please call Customer Service at 1-844-827-2355 (TTY users call 711). Customer Service is available from 7 a.m. to 8 p.m., Pacific Time, seven days a week, from October 1 through March 31, with the exceptions of Christmas Day and Thanksgiving Day. (After March 31, your call will be handled by our automated phone system Saturdays, Sundays, and holidays.) When leaving a message, please include your name, number, and the time that you called, and a representative will return your call the next business day.
- **If you do not wish to call (or you called and were not satisfied), you can put your complaint in writing and send it to us.** If you put your complaint in writing, we will respond to your complaint in writing.
- You, the member, or your authorized representative may file a complaint. You must make the complaint within 60 calendar days from the date of the event or incident that caused you to make a complaint. If you miss the deadline, you may still make the complaint and request an extension of the time frame. Your request may be in writing and include the reason you did not make the complaint on time.

If you want a friend, relative, your doctor or other prescriber, or other person to be your representative, call Customer Service (phone numbers are printed on the back cover of this booklet) and ask for the “Appointment of Representative” form. (The form is also available on Medicare’s website at www.cms.gov/Medicare/CMS-Forms/CMS-Forms/downloads/cms1696.pdf or on our website at www.yoursummithealth.com.) The form gives that person permission to act on your behalf. It must be signed by you and by the person who you would like to act on your behalf. You must give us a copy of the signed form.

**Chapter 7. What to do if you have a problem or complaint
(coverage decisions, appeals, complaints)**

You can **mail** your complaint to:

Summit Health Plan, Inc.
Attn: Medicare Appeal and Grievance Unit
PO Box 820070
Portland OR 97282

Or **fax** your complaint to:

1-833-949-1888
Attn: Medicare Appeal and Grievance Unit

If you **call** Customer Service at 1-844-827-2355 (TTY users call 711), they will record the complaint and repeat back to you the complaint as written, to confirm the accuracy. The complaint will be noted with the time and the date. If you mail or fax your complaint, the received date and time will be noted on your letter. Customer Service is available from 7 a.m. to 8 p.m., Pacific Time, seven days a week, from October 1 through March 31, with the exceptions of Christmas Day and Thanksgiving Day. (After March 31, your call will be handled by our automated phone system Saturdays, Sundays, and holidays.)

We have 30 calendar days from the date the complaint was received to make a decision. Sometimes we may need more time to make a decision on your complaint. We may extend the time frame by up to 14 days if you ask for the extension, or if we find a need for additional information and the delay is in your best interest. If we need more time, you will receive a letter requesting the extra time and explaining why we need more time to make a decision.

If your complaint is regarding quality of care, the letter you receive with the outcome of our decision will include your right to file a quality of care grievance with the QIO in your state.

If we turn down your request for a “fast” organization determination, a “fast” reconsideration or a “fast” appeal and you have not yet received the service, or if we extend the time frame for a “fast” organization determination, a “fast” reconsideration or a “fast” appeal when you have not yet received the service, you have the right to file a “fast” complaint. Indicate clearly on your request you would like a **“FAST COMPLAINT REQUEST”**. You may file a “fast” complaint by **phone (call 1-833-460-0451) or fax as listed above**. We will respond to your “fast complaint” in writing within 24 hours of receipt of your “fast” complaint.

- **Whether you call or write, you should contact Customer Service right away.** The complaint must be made within 60 calendar days after you had the problem you want to complain about.

Chapter 7. What to do if you have a problem or complaint (coverage decisions, appeals, complaints)

- **If you are making a complaint because we denied your request for a “fast coverage decision” or a “fast appeal,” we will automatically give you a “fast complaint.”** If you have a “fast complaint,” it means we will give you **an answer within 24 hours.**

Legal Terms

What this section calls a “**fast complaint**” is also called an “**expedited grievance.**”

Step 2: We look into your complaint and give you our answer.

- **If possible, we will answer you right away.** If you call us with a complaint, we may be able to give you an answer on the same phone call. If your health condition requires us to answer quickly, we will do that.
- **Most complaints are answered within 30 calendar days.** If we need more information and the delay is in your best interest or if you ask for more time, we can take up to 14 more calendar days (44 calendar days total) to answer your complaint. If we decide to take extra days, we will tell you in writing.
- **If we do not agree** with some or all of your complaint or don’t take responsibility for the problem you are complaining about, we will let you know. Our response will include our reasons for this answer. We must respond whether we agree with the complaint or not.

Section 9.4

You can also make complaints about quality of care to the Quality Improvement Organization

You can make your complaint about the quality of care you received by using the step-by-step process outlined above.

When your complaint is about *quality of care*, you also have two extra options:

- **You can make your complaint to the Quality Improvement Organization.** If you prefer, you can make your complaint about the quality of care you received directly to this organization (*without* making the complaint to us).
 - The Quality Improvement Organization is a group of practicing doctors and other health care experts paid by the Federal government to check and improve the care given to Medicare patients.
 - To find the name, address, and phone number of the Quality Improvement Organization for your state, look in Chapter 2, Section 4, of this booklet. If you make a complaint to this organization, we will work with them to resolve your complaint.
- **Or, you can make your complaint to both at the same time.** If you wish, you can make your complaint about quality of care to us and also to the Quality Improvement Organization.

**Chapter 7. What to do if you have a problem or complaint
(coverage decisions, appeals, complaints)**

Section 9.5 You can also tell Medicare about your complaint

You can submit a complaint about Summit Health Core (HMO-POS) directly to Medicare. To submit a complaint to Medicare, go to www.medicare.gov/MedicareComplaintForm/home.aspx. Medicare takes your complaints seriously and will use this information to help improve the quality of the Medicare program.

If you have any other feedback or concerns, or if you feel the plan is not addressing your issue, please call 1-800-MEDICARE (1-800-633-4227). TTY/TDD users can call 1-877-486-2048.

CHAPTER 8

Ending your membership in the plan

Chapter 8. Ending your membership in the plan

Chapter 8. Ending your membership in the plan

SECTION 1	Introduction.....	182
Section 1.1	This chapter focuses on ending your membership in our plan.....	182
SECTION 2	When can you end your membership in our plan?	182
Section 2.1	You can end your membership during the Annual Enrollment Period	182
Section 2.2	You can end your membership during the Medicare Advantage Open Enrollment Period	183
Section 2.3	In certain situations, you can end your membership during a Special Enrollment Period	183
Section 2.4	Where can you get more information about when you can end your membership?	184
SECTION 3	How do you end your membership in our plan?	185
Section 3.1	Usually, you end your membership by enrolling in another plan	185
SECTION 4	Until your membership ends, you must keep getting your medical services through our plan	186
Section 4.1	Until your membership ends, you are still a member of our plan	186
SECTION 5	Summit Health Core (HMO-POS) must end your membership in the plan in certain situations	186
Section 5.1	When must we end your membership in the plan?	186
Section 5.2	We <u>cannot</u> ask you to leave our plan for any reason related to your health.	187
Section 5.3	You have the right to make a complaint if we end your membership in our plan.....	187

Chapter 8. Ending your membership in the plan

SECTION 1 Introduction

Section 1.1 This chapter focuses on ending your membership in our plan

Ending your membership in Summit Health Core (HMO-POS) may be **voluntary** (your own choice) or **involuntary** (not your own choice):

- You might leave our plan because you have decided that you *want* to leave.
 - There are only certain times during the year, or certain situations, when you may voluntarily end your membership in the plan. Section 2 tells you *when* you can end your membership in the plan.
 - The process for voluntarily ending your membership varies depending on what type of new coverage you are choosing. Section 3 tells you *how* to end your membership in each situation.
- There are also limited situations where you do not choose to leave, but we are required to end your membership. Section 5 tells you about situations when we must end your membership.

If you are leaving our plan, you must continue to get your medical care through our plan until your membership ends.

SECTION 2 When can you end your membership in our plan?

You may end your membership in our plan only during certain times of the year, known as enrollment periods. All members have the opportunity to leave the plan during the Annual Enrollment Period and during the Medicare Advantage Open Enrollment Period. In certain situations, you may also be eligible to leave the plan at other times of the year.

Section 2.1 You can end your membership during the Annual Enrollment Period

You can end your membership during the **Annual Enrollment Period** (also known as the “Annual Open Enrollment Period”). This is the time when you should review your health and drug coverage and make a decision about your coverage for the upcoming year.

- **When is the Annual Enrollment Period?** This happens from October 15 to December 7.
- **What type of plan can you switch to during the Annual Enrollment Period?** You can choose to keep your current coverage or make changes to your coverage for the upcoming year. If you decide to change to a new plan, you can choose any of the following types of plans:
 - Another Medicare health plan. (You can choose a plan that covers prescription drugs or one that does not cover prescription drugs.)

Chapter 8. Ending your membership in the plan

- Original Medicare *with* a separate Medicare prescription drug plan.
- – *or* – Original Medicare *without* a separate Medicare prescription drug plan.
- **When will your membership end?** Your membership will end when your new plan's coverage begins on January 1.

Section 2.2 You can end your membership during the Medicare Advantage Open Enrollment Period

You have the opportunity to make *one* change to your health coverage during the **Medicare Advantage Open Enrollment Period**.

- **When is the annual Medicare Advantage Open Enrollment Period?** This happens every year from January 1 to March 31.
- **What type of plan can you switch to during the annual Medicare Advantage Open Enrollment Period?** During this time, you can:
 - Switch to another Medicare Advantage Plan. (You can choose a plan that covers prescription drugs or one that does not cover prescription drugs.)
 - Disenroll from our plan and obtain coverage through Original Medicare. If you choose to switch to Original Medicare during this period, you can also join a separate Medicare prescription drug plan at that time.
- **When will your membership end?** Your membership will end on the first day of the month after you enroll in a different Medicare Advantage plan or we get your request to switch to Original Medicare. If you also choose to enroll in a Medicare prescription drug plan, your membership in the drug plan will begin the first day of the month after the drug plan gets your enrollment request.

Section 2.3 In certain situations, you can end your membership during a Special Enrollment Period

In certain situations, members of Summit Health Core (HMO-POS) may be eligible to end their membership at other times of the year. This is known as a **Special Enrollment Period**.

- **Who is eligible for a Special Enrollment Period?** If any of the following situations apply to you, you may be eligible to end your membership during a Special Enrollment Period. These are just examples, for the full list you can contact the plan, call Medicare, or visit the Medicare website (www.medicare.gov):
 - Usually, when you have moved.
 - If you have Medicaid through the Oregon Health Plan (OHP).
 - If we violate our contract with you.

Chapter 8. Ending your membership in the plan

- If you are getting care in an institution, such as a nursing home or long-term care (LTC) hospital.
 - If you enroll in the Program of All-inclusive Care for the Elderly (PACE).
- **When are Special Enrollment Periods?** The enrollment periods vary depending on your situation.
- **What can you do?** To find out if you are eligible for a Special Enrollment Period, please call Medicare at 1-800-MEDICARE (1-800-633-4227), 24 hours a day, 7 days a week. TTY users call 1-877-486-2048. If you are eligible to end your membership because of a special situation, you can choose to change both your Medicare health coverage and prescription drug coverage. This means you can choose any of the following types of plans:
 - Another Medicare health plan. (You can choose a plan that covers prescription drugs or one that does not cover prescription drugs.)
 - Original Medicare *with* a separate Medicare prescription drug plan.
 - – *or* – Original Medicare *without* a separate Medicare prescription drug plan.
- **When will your membership end?** Your membership will usually end on the first day of the month after your request to change your plan is received.

Section 2.4 Where can you get more information about when you can end your membership?

If you have any questions or would like more information on when you can end your membership:

- You can **call Customer Service** (phone numbers are printed on the back cover of this booklet).
- You can find the information in the *Medicare & You 2022* handbook.
 - Everyone with Medicare receives a copy of the *Medicare & You 2022* handbook each fall. Those new to Medicare receive it within a month after first signing up.
 - You can also download a copy from the Medicare website (www.medicare.gov). Or, you can order a printed copy by calling Medicare at the number below.
- You can contact **Medicare** at 1-800-MEDICARE (1-800-633-4227), 24 hours a day, 7 days a week. TTY users should call 1-877-486-2048.

Chapter 8. Ending your membership in the plan**SECTION 3 How do you end your membership in our plan?****Section 3.1 Usually, you end your membership by enrolling in another plan**

Usually, to end your membership in our plan, you simply enroll in another Medicare plan during one of the enrollment periods (see Section 2 in this chapter for information about the enrollment periods). However, if you want to switch from our plan to Original Medicare *without* a Medicare prescription drug plan, you must ask to be disenrolled from our plan. There are two ways you can ask to be disenrolled:

- You can make a request in writing to us. Contact Customer Service if you need more information on how to do this (phone numbers are printed on the back cover of this booklet).
- --or-- You can contact Medicare at 1-800-MEDICARE (1-800-633-4227), 24 hours a day, 7 days a week. TTY users should call 1-877-486-2048.

The table below explains how you should end your membership in our plan.

If you would like to switch from our plan to:	This is what you should do:
<ul style="list-style-type: none"> • Another Medicare health plan. 	<ul style="list-style-type: none"> • Enroll in the new Medicare health plan. You will automatically be disenrolled from Summit Health Core (HMO-POS) when your new plan's coverage begins.
<ul style="list-style-type: none"> • Original Medicare <i>with</i> a separate Medicare prescription drug plan. 	<ul style="list-style-type: none"> • Enroll in the new Medicare prescription drug plan. You will automatically be disenrolled from Summit Health Core (HMO-POS) when your new plan's coverage begins.
<ul style="list-style-type: none"> • Original Medicare <i>without</i> a separate Medicare prescription drug plan. 	<ul style="list-style-type: none"> • Send us a written request to disenroll. Contact Customer Service if you need more information on how to do this (phone numbers are printed on the back cover of this booklet). • You can also contact Medicare at 1-800-MEDICARE (1-800-633-4227), 24 hours a day, 7 days a week, and ask to be disenrolled. TTY users should call 1-877-486-2048. • You will be disenrolled from Summit Health Core (HMO-POS) when your coverage in Original Medicare begins.

SECTION 4 Until your membership ends, you must keep getting your medical services through our plan

Section 4.1 Until your membership ends, you are still a member of our plan
--

If you leave Summit Health Core (HMO-POS), it may take time before your membership ends and your new Medicare coverage goes into effect. (See Section 2 for information on when your new coverage begins.) During this time, you must continue to get your medical care through our plan.

- **If you are hospitalized on the day that your membership ends, your hospital stay will usually be covered by our plan until you are discharged** (even if you are discharged after your new health coverage begins).

SECTION 5 Summit Health Core (HMO-POS) must end your membership in the plan in certain situations

Section 5.1 When must we end your membership in the plan?

Summit Health Core (HMO-POS) must end your membership in the plan if any of the following happen:

- If you no longer have Medicare Part A and Part B.
- If you move out of our service area.
- If you are away from our service area for more than six months.
 - If you move or take a long trip, you need to call Customer Service to find out if the place you are moving or traveling to is in our plan's area. (Phone numbers for Customer Service are printed on the back cover of this booklet.)
- If you become incarcerated (go to prison).
- If you are not a United States citizen or lawfully present in the United States.
- If you intentionally give us incorrect information when you are enrolling in our plan and that information affects your eligibility for our plan. (We cannot make you leave our plan for this reason unless we get permission from Medicare first.)
- If you continuously behave in a way that is disruptive and makes it difficult for us to provide medical care for you and other members of our plan. (We cannot make you leave our plan for this reason unless we get permission from Medicare first.)
- If you let someone else use your membership card to get medical care. (We cannot make you leave our plan for this reason unless we get permission from Medicare first.)

Chapter 8. Ending your membership in the plan

- If we end your membership because of this reason, Medicare may have your case investigated by the Inspector General.
- If you do not pay the plan premiums for 2 calendar months.
 - We must notify you in writing that you have 2 calendar months to pay the plan premium before we end your membership.

Where can you get more information?

If you have questions or would like more information on when we can end your membership:

- You can call **Customer Service** for more information (phone numbers are printed on the back cover of this booklet).

Section 5.2 We cannot ask you to leave our plan for any reason related to your health

Summit Health Core (HMO-POS) is not allowed to ask you to leave our plan for any reason related to your health.

What should you do if this happens?

If you feel that you are being asked to leave our plan because of a health-related reason, you should call Medicare at 1-800-MEDICARE (1-800-633-4227). TTY users should call 1-877-486-2048. You may call 24 hours a day, 7 days a week.

Section 5.3 You have the right to make a complaint if we end your membership in our plan

If we end your membership in our plan, we must tell you our reasons in writing for ending your membership. We must also explain how you can file a grievance or make a complaint about our decision to end your membership. You can look in Chapter 7, Section 9 for information about how to make a complaint.

CHAPTER 9

Legal notices

Chapter 9. Legal notices

Chapter 9. Legal notices

SECTION 1	Notice about governing law	190
SECTION 2	Notice about non-discrimination.....	190
SECTION 3	Notice about Medicare Secondary Payer subrogation rights	190

SECTION 1 Notice about governing law

Many laws apply to this *Evidence of Coverage* and some additional provisions may apply because they are required by law. This may affect your rights and responsibilities even if the laws are not included or explained in this document. The principal law that applies to this document is Title XVIII of the Social Security Act and the regulations created under the Social Security Act by the Centers for Medicare & Medicaid Services, or CMS. In addition, other Federal laws may apply and, under certain circumstances, the laws of the state you live in.

SECTION 2 Notice about non-discrimination

Our plan must obey laws that protect you from discrimination or unfair treatment. **We don't discriminate** based on race, ethnicity, national origin, color, religion, sex, gender, age, mental or physical disability, health status, claims experience, medical history, genetic information, evidence of insurability, or geographic location within the service area. All organizations that provide Medicare Advantage plans, like our plan, must obey Federal laws against discrimination, including Title VI of the Civil Rights Act of 1964, the Rehabilitation Act of 1973, the Age Discrimination Act of 1975, the Americans with Disabilities Act, Section 1557 of the Affordable Care Act, all other laws that apply to organizations that get Federal funding, and any other laws and rules that apply for any other reason.

If you want more information or have concerns about discrimination or unfair treatment, please call the Department of Health and Human Services' **Office for Civil Rights** at 1-800-368-1019 (TTY 1-800-537-7697) or your local Office for Civil Rights.

If you have a disability and need help with access to care, please call us at Customer Service (phone numbers are printed on the back cover of this booklet). If you have a complaint, such as a problem with wheelchair access, Customer Service can help.

SECTION 3 Notice about Medicare Secondary Payer subrogation rights

We have the right and responsibility to collect for covered Medicare services for which Medicare is not the primary payer. According to CMS regulations at 42 CFR sections 422.108 and 423.462, Summit Health Core (HMO-POS), as a Medicare Advantage Organization, will exercise the same rights of recovery that the Secretary exercises under CMS regulations in subparts B through D of part 411 of 42 CFR and the rules established in this section supersede any State laws.

CHAPTER 10

Definitions of important words

Chapter 10. Definitions of important words

Allowed Amount - This is the maximum payment amount for a covered health care service.

Ambulatory Surgical Center – An Ambulatory Surgical Center is an entity that operates exclusively for the purpose of furnishing outpatient surgical services to patients not requiring hospitalization and whose expected stay in the center does not exceed 24 hours.

Annual Enrollment Period – A set time each fall when members can change their health or drug plans or switch to Original Medicare. The Annual Enrollment Period is from October 15 until December 7.

Appeal – An appeal is something you do if you disagree with our decision to deny a request for coverage of health care services or payment for services you already received. You may also make an appeal if you disagree with our decision to stop services that you are receiving. For example, you may ask for an appeal if we don't pay for an item or service you think you should be able to receive. Chapter 7 explains appeals, including the process involved in making an appeal.

Balance Billing – When a provider (such as a doctor or hospital) bills a patient more than the plan's allowed cost-sharing amount. As a member of Summit Health Core (HMO-POS), you only have to pay our plan's cost-sharing amounts when you get services covered by our plan. We do not allow providers to "balance bill" or otherwise charge you more than the amount of cost sharing your plan says you must pay.

Benefit Period – The way that both our plan and Original Medicare measures your use of hospital and skilled nursing facility (SNF) services. A benefit period begins the day you go into a hospital or skilled nursing facility. The benefit period ends when you haven't received any inpatient hospital care (or skilled care in a SNF) for 60 days in a row. If you go into a hospital or a skilled nursing facility after one benefit period has ended, a new benefit period begins. There is no limit to the number of benefit periods.

Centers for Medicare & Medicaid Services (CMS) – The Federal agency that administers Medicare. Chapter 2 explains how to contact CMS.

Coinsurance – An amount you may be required to pay as your share of the cost for services. Coinsurance is usually a percentage (for example, 20%).

Complaint – The formal name for "making a complaint" is "filing a grievance." The complaint process is used for certain types of problems *only*. This includes problems related to quality of care, waiting times, and the customer service you receive. See also "Grievance," in this list of definitions.

Chapter 10. Definitions of important words

Comprehensive Outpatient Rehabilitation Facility (CORF) – A facility that mainly provides rehabilitation services after an illness or injury, and provides a variety of services including physical therapy, social or psychological services, respiratory therapy, occupational therapy and speech-language pathology services, and home environment evaluation services.

Copayment (or “copay”) – An amount you may be required to pay as your share of the cost for a medical service or supply, like a doctor’s visit, hospital outpatient visit, or a prescription. A copayment is a set amount, rather than a percentage. For example, you might pay \$10 or \$20 for a doctor’s visit or prescription.

Cost Sharing – Cost sharing refers to amounts that a member has to pay when services are received. (This is in addition to the plan’s monthly premium.) Cost sharing includes any combination of the following three types of payments: (1) any deductible amount a plan may impose before services are covered; (2) any fixed “copayment” amount that a plan requires when a specific service is received; or (3) any “coinsurance” amount, a percentage of the total amount paid for a service, that a plan requires when a specific service is received.

Covered Services – The general term we use to mean all of the health care services and supplies that are covered by our plan.

Creditable Prescription Drug Coverage – Prescription drug coverage (for example, from an employer or union) that is expected to pay, on average, at least as much as Medicare’s standard prescription drug coverage. People who have this kind of coverage when they become eligible for Medicare can generally keep that coverage without paying a penalty, if they decide to enroll in Medicare prescription drug coverage later.

Custodial Care – Custodial care is personal care provided in a nursing home, hospice, or other facility setting when you do not need skilled medical care or skilled nursing care. Custodial care is personal care that can be provided by people who don’t have professional skills or training, such as help with activities of daily living like bathing, dressing, eating, getting in or out of a bed or chair, moving around, and using the bathroom. It may also include the kind of health-related care that most people do themselves, like using eye drops. Medicare doesn’t pay for custodial care.

Customer Service – A department dedicated to providing the highest level of service to customers by providing the information needed to understand your membership and use your plan benefits. This is offered through telephone, email, written and face to face contact. When a non-English speaking caller needs to obtain information, we use a language interpretation service to facilitate the discussion. See Chapter 2 for information about how to contact Customer Service.

Deductible – The amount you must pay for health care before our plan begins to pay.

Disenroll or Disenrollment – The process of ending your membership in our plan. Disenrollment may be voluntary (your own choice) or involuntary (not your own choice).

Chapter 10. Definitions of important words

Durable Medical Equipment (DME) – Certain medical equipment, generally used for long-term purposes, that is ordered by your doctor for medical reasons. Examples include walkers, wheelchairs, crutches, powered mattress systems, diabetic supplies that are associated with specified medical equipment (i.e. continuous glucose monitors (CGMs) and related supplies, insulin pumps and related supplies), IV infusion pumps, speech generating devices, oxygen equipment, nebulizers, or hospital beds ordered by a provider for use in the home.

Emergency – A medical emergency is when you, or any other prudent layperson with an average knowledge of health and medicine, believe that you have medical symptoms that require immediate medical attention to prevent loss of life, loss of a limb, or loss of function of a limb. The medical symptoms may be an illness, injury, severe pain, or a medical condition that is quickly getting worse.

Emergency Care – Covered services that are: 1) rendered by a provider qualified to furnish emergency services; and 2) needed to treat, evaluate, or stabilize an emergency medical condition.

Evidence of Coverage (EOC) and Disclosure Information – This document, along with your enrollment form and any other attachments, riders, or other optional coverage selected, which explains your coverage, what we must do, your rights, and what you have to do as a member of our plan.

Extra Help – A Medicare program to help people with limited income and resources pay Medicare prescription drug program costs, such as premiums, deductibles, and coinsurance.

Grievance - A type of complaint you make about us, including a complaint concerning the quality of your care. This type of complaint does not involve coverage or payment disputes.

Home Health Aide – A home health aide provides services that don't need the skills of a licensed nurse or therapist, such as help with personal care (e.g., bathing, using the toilet, dressing, or carrying out the prescribed exercises). Home health aides do not have a nursing license or provide therapy.

Hospice – A member who has 6 months or less to live has the right to elect hospice. We, your plan, must provide you with a list of hospices in your geographic area. If you elect hospice and continue to pay premiums you are still a member of our plan. You can still obtain all medically necessary services as well as the supplemental benefits we offer. The hospice will provide special treatment for your state.

Hospital Inpatient Stay – A hospital stay when you have been formally admitted to the hospital for skilled medical services. Even if you stay in the hospital overnight, you might still be considered an “outpatient.”

Chapter 10. Definitions of important words

Initial Enrollment Period – When you are first eligible for Medicare, the period of time when you can sign up for Medicare Part A and Part B. For example, if you're eligible for Medicare when you turn 65, your Initial Enrollment Period is the 7-month period that begins three months before the month you turn 65, includes the month you turn 65, and ends three months after the month you turn 65.

Low Income Subsidy (LIS) – See “Extra Help.”

Maximum Charge – The most a provider can charge for a service.

Maximum Out-of-Pocket Amount – The most that you pay out-of-pocket during the calendar year for in-network and out-of-network covered Part A and Part B services. Amounts you pay for your plan premiums and Medicare Part A and Part B premiums do not count toward the maximum out-of-pocket amount. See Chapter 4, Section 1.2 for information about your maximum out-of-pocket amount.

Medicaid (or Medical Assistance) – A joint Federal and state program that helps with medical costs for some people with low incomes and limited resources. Medicaid programs vary from state to state, but most health care costs are covered if you qualify for both Medicare and Medicaid. See Chapter 2, Section 6 for information about how to contact Medicaid in your state.

Medical Supplies – Medical products that are generally used once and then thrown away. They are usually disposable and intended for short-term use. Examples include blood sugar test strips (for diabetes), incontinence products (catheters, disposable undergarments), bandages and protective gloves. This is not to be confused with Durable Medical Equipment (DME) which are devices intended for long-term use.

Medicare – The Federal health insurance program for people 65 years of age or older, some people under age 65 with certain disabilities, and people with End-Stage Renal Disease (generally those with permanent kidney failure who need dialysis or a kidney transplant). People with Medicare can get their Medicare health coverage through Original Medicare, a PACE plan, or a Medicare Advantage Plan.

Medicare Advantage Open Enrollment Period – A set time each year when members in a Medicare Advantage plan can cancel their plan enrollment and switch to another Medicare Advantage plan, or obtain coverage through Original Medicare. If you choose to switch to Original Medicare during this period, you can also join a separate Medicare prescription drug plan at that time. The Medicare Advantage Open Enrollment Period is from January 1 until March 31, and is also available for a 3-month period after an individual is first eligible for Medicare.

Chapter 10. Definitions of important words

Medicare Advantage (MA) Plan – Sometimes called Medicare Part C. A plan offered by a private company that contracts with Medicare to provide you with all your Medicare Part A and Part B benefits. A Medicare Advantage Plan can be an HMO, PPO, a Private Fee-for-Service (PFFS) plan, or a Medicare Medical Savings Account (MSA) plan. When you are enrolled in a Medicare Advantage Plan, Medicare services are covered through the plan, and are not paid for under Original Medicare. In most cases, Medicare Advantage Plans also offer Medicare Part D (prescription drug coverage). These plans are called **Medicare Advantage Plans with Prescription Drug Coverage**. Summit Health Core (HMO-POS) does not offer Medicare prescription drug coverage. Everyone who has Medicare Part A and Part B is eligible to join any Medicare Advantage health plan that is offered in their area.

Medicare Covered Services – Services covered by Medicare Part A and Part B. All Medicare health plans, including our plan, must cover all of the services that are covered by Medicare Part A and B.

Medicare Health Plan – A Medicare health plan is offered by a private company that contracts with Medicare to provide Part A and Part B benefits to people with Medicare who enroll in the plan. This term includes all Medicare Advantage Plans, Medicare Cost Plans, Demonstration/Pilot Programs, and Programs of All-inclusive Care for the Elderly (PACE).

Medicare Prescription Drug Coverage (Medicare Part D) – Insurance to help pay for outpatient prescription drugs, vaccines, biologicals, and some supplies not covered by Medicare Part A or Part B.

“Medigap” (Medicare Supplement Insurance) Policy – Medicare supplement insurance sold by private insurance companies to fill “gaps” in Original Medicare. Medigap policies only work with Original Medicare. (A Medicare Advantage Plan is not a Medigap policy.)

Member (Member of our Plan, or “Plan Member”) – A person with Medicare who is eligible to get covered services, who has enrolled in our plan, and whose enrollment has been confirmed by the Centers for Medicare & Medicaid Services (CMS).

Network Provider – “Provider” is the general term we use for doctors, other health care professionals, hospitals, and other health care facilities that are licensed or certified by Medicare and by the State to provide health care services. We call them “**network providers**” when they have an agreement with our plan to accept our payment as payment in full, and in some cases to coordinate as well as provide covered services to members of our plan. Our plan pays network providers based on the agreements it has with the providers or if the providers agree to provide you with plan-covered services. Network providers may also be referred to as “plan providers.”

Optional Supplemental Benefits – Non-Medicare covered benefits that can be purchased for an additional premium and are not included in your package of benefits. If you choose to have optional supplemental benefits, you may have to pay an additional premium. You must voluntarily elect Optional Supplemental Benefits in order to get them.

Chapter 10. Definitions of important words

Organization Determination – The Medicare Advantage plan has made an organization determination when it makes a decision about whether items or services are covered or how much you have to pay for covered items or services. Organization determinations are called “coverage decisions” in this booklet. Chapter 7 explains how to ask us for a coverage decision.

Original Medicare (“Traditional Medicare” or “Fee-for-service” Medicare) – Original Medicare is offered by the government, and not a private health plan like Medicare Advantage Plans and prescription drug plans. Under Original Medicare, Medicare services are covered by paying doctors, hospitals, and other health care providers payment amounts established by Congress. You can see any doctor, hospital, or other health care provider that accepts Medicare. You must pay the deductible. Medicare pays its share of the Medicare-approved amount, and you pay your share. Original Medicare has two parts: Part A (Hospital Insurance) and Part B (Medical Insurance) and is available everywhere in the United States.

Out-of-Network Provider or Out-of-Network Facility – A provider or facility with which we have not arranged to coordinate or provide covered services to members of our plan. Out-of-network providers are providers that are not employed, owned, or operated by our plan or are not under contract to deliver covered services to you. Using out-of-network providers or facilities is explained in this booklet in Chapter 3.

Out-of-Pocket Costs – See the definition for “cost sharing” above. A member’s cost-sharing requirement to pay for a portion of services received is also referred to as the member’s “out-of-pocket” cost requirement.

PACE plan – A PACE (Program of All-Inclusive Care for the Elderly) plan combines medical, social, and long-term care (LTC) services for frail people to help people stay independent and living in their community (instead of moving to a nursing home) as long as possible, while getting the high-quality care they need. People enrolled in PACE plans receive both their Medicare and Medicaid benefits through the plan.

Part C – see “**Medicare Advantage (MA) Plan.**”

Part D – The voluntary Medicare Prescription Drug Benefit Program. (For ease of reference, we will refer to the prescription drug benefit program as Part D.)

Point of Service (POS) – Point-of-Service means you can use providers outside the plan’s network for an additional cost. Not all covered services are available under the point of service benefit and some services may still require prior authorization when received from an out-of-network provider.

Precluded Provider - A provider who is precluded from receiving payment for Medicare Advantage (MA) items and services or Part D drugs furnished or prescribed to Medicare beneficiaries.

Premium – The periodic payment to Medicare, an insurance company, or a health care plan for health or prescription drug coverage.

Chapter 10. Definitions of important words

Primary Care Provider (PCP) – Your primary care provider is the doctor or other provider you see first for most health problems. He or she makes sure you get the care you need to keep you healthy. He or she also may talk with other doctors and health care providers about your care and refer you to them. In many Medicare health plans, you must see your primary care provider before you see any other health care provider. See Chapter 3, Section 2.1 for information about Primary Care Providers.

Prior Authorization – Approval in advance to get services. Some in-network medical services are covered only if your doctor or other network provider gets “prior authorization” from our plan. Covered services that need prior authorization are marked in the Benefits Chart in Chapter 4.

Prosthetics and Orthotics – These are medical devices ordered by your doctor or other health care provider. Covered items include, but are not limited to, arm, back and neck braces; artificial limbs; artificial eyes; and devices needed to replace an internal body part or function, including ostomy supplies and enteral and parenteral nutrition therapy.

Quality Improvement Organization (QIO) – A group of practicing doctors and other health care experts paid by the Federal government to check and improve the care given to Medicare patients. See Chapter 2, Section 4 for information about how to contact the QIO for your state.

Rehabilitation Services – These services include physical therapy, speech and language therapy, and occupational therapy.

Service Area – A geographic area where a health plan accepts members if it limits membership based on where people live. For plans that limit which doctors and hospitals you may use, it’s also generally the area where you can get routine (non-emergency) services. The plan may disenroll you if you permanently move out of the plan’s service area.

Skilled Nursing Facility (SNF) Care – Skilled nursing care and rehabilitation services provided on a continuous, daily basis, in a skilled nursing facility. Examples of skilled nursing facility care include physical therapy or intravenous injections that can only be given by a registered nurse or doctor.

Special Enrollment Period – A set time when members can change their health or drug plans or return to Original Medicare. Situations in which you may be eligible for a Special Enrollment Period include: if you move outside the service area, if you move into a nursing home, or if we violate our contract with you.

Special Needs Plan – A special type of Medicare Advantage Plan that provides more focused health care for specific groups of people, such as those who have both Medicare and Medicaid, who reside in a nursing home, or who have certain chronic medical conditions.

Supplemental Security Income (SSI) – A monthly benefit paid by Social Security to people with limited income and resources who are disabled, blind, or age 65 and older. SSI benefits are not the same as Social Security benefits.

Chapter 10. Definitions of important words

Urgently Needed Services – Urgently needed services are provided to treat a non-emergency, unforeseen medical illness, injury, or condition that requires immediate medical care. Urgently needed services may be furnished by network providers or by out-of-network providers when network providers are temporarily unavailable or inaccessible.



Customer Service — Contact Information

Call	<p>844-827-2355 Customer Service</p> <p>Calls to this number are free. Customer Service is available from 7 a.m. to 8 p.m., Pacific Time, seven days a week from October 1 through March 31 with the exception of Christmas Day and Thanksgiving Day. (After March 31, your call will be handled by our automated phone systems Saturdays, Sundays and holidays.)</p> <p>Customer Service has free language interpreter services available for non-English speakers.</p>
TTY	<p>711</p> <p>This number requires special telephone equipment and is only for people who have difficulties with hearing or speaking. Calls to this number are free. This number is available 24 hours a day, seven days a week.</p>
Fax	<p>855-466-7208</p> <p>Attn: Summit Health Medicare Advantage</p>
Write	<p>Medical Requests</p> <p>Summit Health Plan, Inc. Attn: Medicare Advantage P.O. Box 820070 Portland OR 97282</p> <p>MedicalMedicare@yoursummithealth.com</p>
Website	yoursummithealth.com

Senior Health Insurance Benefits Assistance (SHIBA) (Oregon's SHIP) — Contact Information

Senior Health Insurance Benefits Assistance (SHIBA) is a state program that gets money from the Federal government to give free local health insurance counseling to people with Medicare.

Call	1-800-722-4134
TTY	711
Write	SHIBA P.O. Box 14480 Salem OR 97309-0405
Website	shiba.oregon.gov

PRA Disclosure Statement

According to the Paperwork Reduction Act of 1995, no persons are required to respond to a collection of information unless it displays a valid OMB control number. The valid OMB control number for this information collection is 0938-1051. If you have comments or suggestions for improving this form, please write to: CMS, 7500 Security Boulevard, Attn: PRA Reports Clearance Officer, Mail Stop C4-26-05, Baltimore, Maryland 21244-1850.



601 S.W. Second Ave.
Portland, OR 97204-3154

Important Summit Health Plan, Inc. information